

ANL-9107

24GHz FMCW Radar Level Transmitters

Catalog V.2024



Phoenix. Chen

CHINASIMBA www.chinasimba.com

SN: DY.19.05.544

Contents

ANL-9107 24GHz FMCW radar level Gauges Overview	3
Housing Versions	3
Summary of the ANL-9107 model parameter table	4
Model selection guide for the ANL-9107 based on different process media characteristics	4
ANL-9107H1 regular version.....	5
Characteristics	5
Specifications.....	5
Dimensions	6
ANL-9107Q4 regular version	8
Characteristics	8
Specifications.....	8
Dimensions	9
ANL-9107DR Regular version.....	10
Characteristics	10
Specifications.....	10
Dimensions	11
ANL-9107AZ regular version	12
Characteristics	12
Specifications.....	12
Dimensions	13
ANL-9107AX regular version.....	14
Characteristics	14
Specifications.....	14
Dimensions	15
ANL-9107AS regular version	16
Characteristics	16
Specifications.....	16
Dimensions	17
ANL-9107AG regular version	18
Characteristics	18

Specifications.....	18
Dimensions.....	19
ANL-9107Nx regular version.....	21
Characteristics.....	21
Specifications.....	21
Dimensions.....	22
Adapters / Accessories.....	26
DTM Adapter for ANL-9107.....	26
Remote programmer cum Indicator Adapters.....	27
Remote indicator connects for ANL-9107.....	27
Indication/Adjustment LOI Adapter.....	30
24Ghz Electronics Units Technical data.....	31
Available enclosures: Housing Drawing.....	33
Aluminum housing.....	33
Stainless steel housing.....	33
Plastic housing.....	33

Summary of the ANL-9107 model parameter table

ANL-9107 model	Connection Type	Process contact surface material	Lens/Horn Ant. Diameter mm	Ant. Beam Angle °	Antenna Gain dBi	Min. Temp. : Max. Temp. Process Temp. °C	Min. : Max. Pressure Mpa	Max. Radar Range (M) Recommended medium	Cooler	Purging	Aiming	Anti-condensation	Anti-adhesion	Anti-corrosion	Dust immunity
9107H1	Thread G1-1/2	SST/PTFE (default) Or PEEK	38	18	18.3	-40 150	-0.5 0.8	0.15 ... 15M						✓	
9107H1	Thread 1-1/2 NPT	SST/PTFE (default) Or PEEK	36	20	18.3	-40 150	-0.5 0.8	0.15 ... 15M						✓	
9107Q4	Thread G1-1/2 NPT	SST/PTFE (default) Or PEEK	35	20.5	19.7	-40 200	-0.5 1.5	0.15 ... 15M							
9107DR	Min. flange ≥ DN80	SST/PTFE (default) Or PEEK	74	9.5	24	-40 180	-0.5 1.5	0.20 ... 40M				✓			✓
9107AZ	Min. flange ≥ DN80	SST/PTFE (default) Or PEEK	80	10	23.5	-40 180	-0.5 0.8	0.20 ... 35M				✓		✓	
9107AX	Min. flange ≥ DN100	SST/PTFE (default) Or PEEK	50	14	20.8	-40 200	-0.3 1.0	0.20 ... 35M						✓	
9107AS	Min. flange ≥ DN80	SST/PTFE (default) Or PEEK	50	14	20.8	-40 180	-0.3 0.5	0.25 ... 35M			✓			✓	
9107AG1	Min. flange ≥ DN80	SST/PTFE (default) Or PEEK	80	8	25	-40 180	-0.3 0.5	0.20 ... 55M		✓		✓	✓		✓
9107AG2	Min. flange ≥ DN100	SST/PTFE (default) Or PEEK	100	8	26.5	-40 180	-0.3 0.5	0.20 ... 70M		✓		✓	✓		✓
9107N2	Min. flange ≥ DN50	SST/PTFE (default) Or PEEK	46	16	19.5	-40 150	-0.6 3.5	0.25 ... 30M	✓**	✓	✓*				
9107N3	Min. flange ≥ DN80	SST/PTFE (default) Or PEEK	76	9	24	-40 180	-0.6 3.5	0.30 ... 55M	✓**	✓	✓*				
9107N4	Min. flange ≥ DN100	SST/PTFE (default) Or PEEK	96	8	26	-40 200	-0.6 3.5	0.35 ... 70M	✓**	✓	✓*				✓
9107N5	Min. flange ≥ DN125	SST/PTFE (default) Or PEEK	118	6	27	-40 200	-0.6 3.5	0.45 ... 80M	✓**	✓	✓*	✓			✓




Note:

- * Under the condition of purging function, the process pressure should not exceed 1.5MPa.
- ** With a cooler, ANL-9107Nx Max. process temperature will be up to 450°C

Model selection guide for the ANL-9107 based on different process media characteristics

ANL-9107 : Guidelines on which model and antenna to select, depending on application

ANL-9107 Model and Antenna Guide		ANL-9107H1	ANL-9107Q4	ANL-9107DR	ANL-9107AZ	ANL-9107AX	ANL-9107AS	ANL-9107AG1	ANL-9107AG2	ANL-9107N2	ANL-9107N3	ANL-9107N4	ANL-9107N5
曝气池环境	Aeration Tank	✓	✓	✓	✓	✓	✓	✓	✓	✓	✓	✓	✓
搅拌罐测量	Agitation Tank	✓	✓	✓	✓	✓	✓	✓	✓	✓	✓	✓	✓
环境温度变化	Ambient temperature changes	✓	✓	✓	✓	✓	✓	✓	✓	✓	✓	✓	✓
堆积	build-up	!	✗	!	!	!	!	!	!	!	!	!	!
沸腾/湍流表面 (低/中)	Boiling / Turbulent surface (low/medium)	!	!	!	!	!	!	!	!	!	!	!	!
沸腾/湍流表面 (重)	Boiling / Turbulent surface (heavy)	✗	✗	!	!	!	!	!	!	✗	!	!	!
沸腾/湍流表面 (蒸馏管)	Boiling / Turbulent surface(still-pipe)	!	!	!	!	!	!	!	!	!	!	!	!
腐蚀	Corrosive products (options available)	✓	✗	!	!	!	!	✗	✗	!	!	!	!
冷凝蒸汽/产品	Condensing vapor / product	!	✗	!	!	!	!	!	!	!	!	!	!
改变密度/电介质/pH/压力/温度	Changing density/dielectric/pH/ pressure/temperature	!	!	!	!	!	!	!	!	!	!	!	!
涂料/粘性/结晶液体	Coating/viscous/crystallizing liquids	✗	✗	!	!	!	!	!	!	!	!	!	!
灰尘	Dust	!	!	!	!	!	!	!	!	!	!	!	!
乳剂	Emulsion	!	!	!	!	!	!	!	!	!	!	!	!
泡沫	Foam	!	!	!	!	!	!	!	!	!	!	!	!
泡沫 (蒸馏管)	Foam (still-pipe)	!	!	!	!	!	!	!	!	!	!	!	!
工艺温度上限高	High process temperature limits	!	!	!	!	!	!	!	!	!	!	!	!
容器压力限制高	High vessel pressure limits	!	!	!	!	!	!	!	!	!	!	!	!
内部障碍物	Internal obstructions	!	!	!	!	!	!	!	!	!	!	!	!
工艺温度低 (<-40)	Low process temperatures	!	!	!	!	!	!	!	!	!	!	!	!
低容器压力 (真空)	Low vessel pressures (vacuum)	!	!	!	!	!	!	!	!	!	!	!	!
具有极低介电性的材料	Materials with very low dielectric	!	!	!	!	!	!	!	!	!	!	!	!
噪声 (EMI, 电机)	Noise (EMI, motors)	!	!	!	!	!	!	!	!	!	!	!	!
泥浆	Slurries	!	!	!	!	!	!	!	!	!	!	!	!
固体、颗粒、粉末	Solids, granules, powders (bulk solids)	!	!	!	!	!	!	!	!	!	!	!	!
粘性、粘性产品	Viscous, sticky product	✗	✗	!	!	!	!	!	!	!	!	!	!
持续蒸汽 (轻、中)	Vapor (light, medium)	!	!	!	!	!	!	!	!	!	!	!	!
持续蒸汽 (重)	Vapor (heavy)	✗	✗	✗	!	!	!	!	!	!	!	!	!
辐射污染物	Radiation contaminants	N	N	N	N	N	N	N	N	N	N	N	N

 Not Recommended
 Application Dependent (consult CHINASIMBA representative)
 Good, recommended

ANL-9107H1 regular version

Non-contact Radar Level Transmitter Datasheets

Version V.2024

Characteristics

- 24GHz Frequency FMCW radar system.
- Measurement application of the Small tanks in liquids or solids.
- Chemical industry reaction tanks, corrosive environment applications.



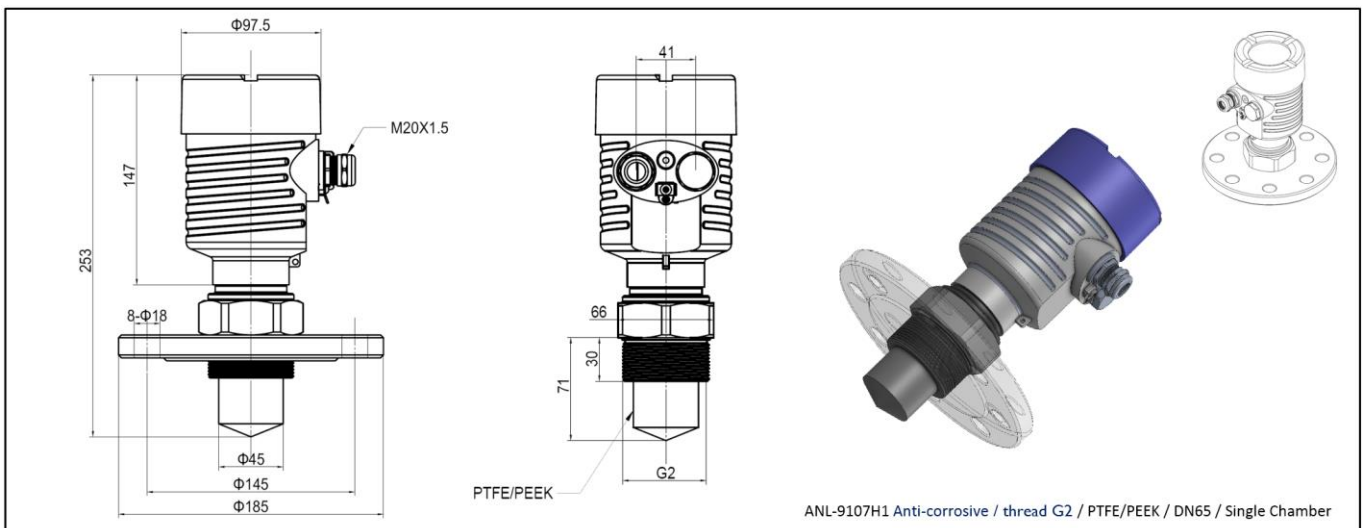
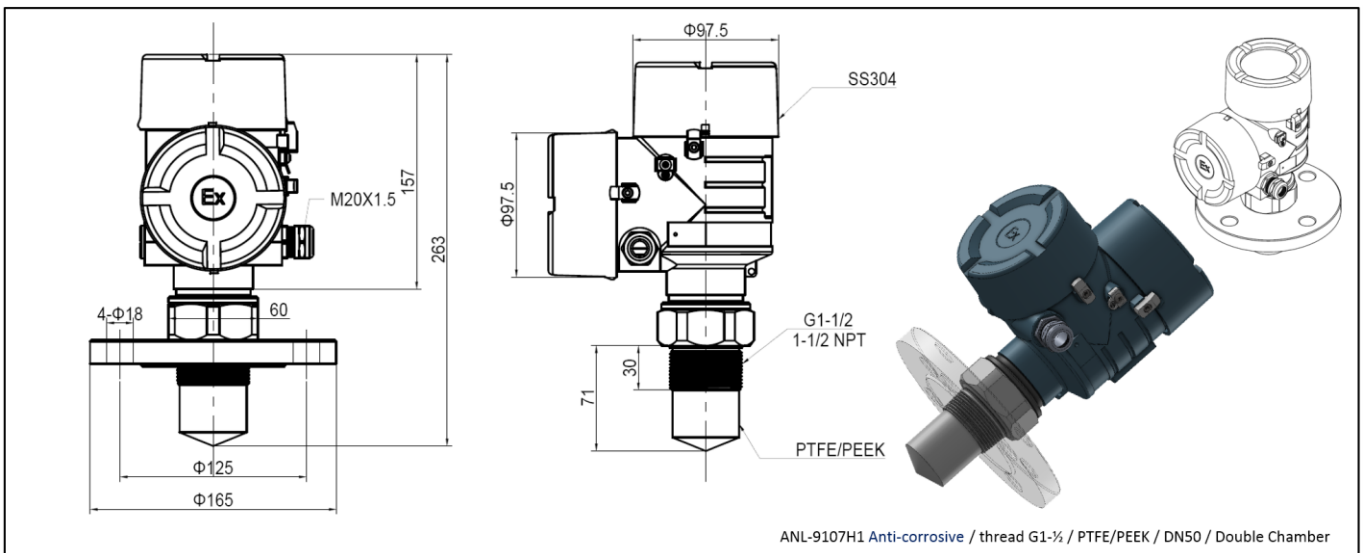
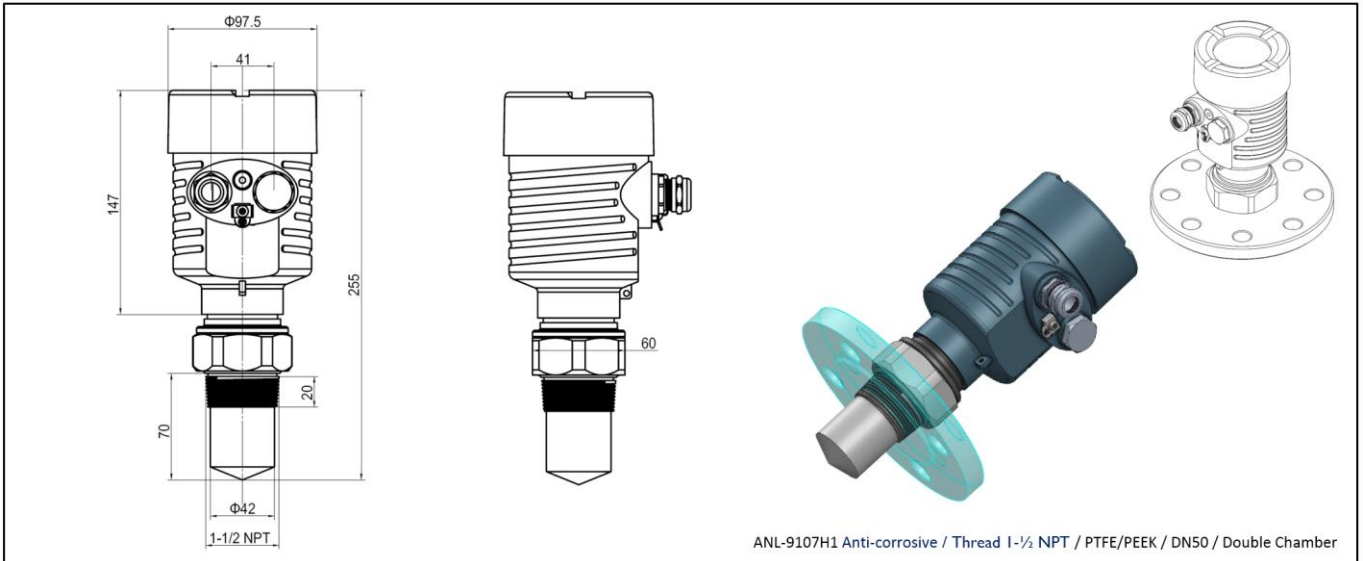
Specifications

ANL-9107H1	Antenna coupler material PTFE	Antenna coupler material PEEK	N60 (cool module version)
Max. measuring range	8M/15M		
Tx/Rx frequency	Tx/Rx frequency 24.05.2 to 26.60GHz Dynamic FM Sweep Bandwidth 2GHz (The adjustment FM range can be customized according to the ISM requirements of the customer's region)		
Near blind spot	< 150mm from the antenna horn down edges		
Meas. Principle	FMCW Radar System		
Antenna Medium	PTFE Φ36mm (1½ NPT) / Φ38mm (G1½)	PEEK Φ36mm (1½ NPT) / Φ38mm (G1½)	
Antenna beam / Gain	Beam angle 20° / Gain 18.3 dB (1½ NPT)	Beam angle 15° / Gain 19.72 dB (1½ NPT)	
	Beam angle 20° / Gain 18.3 dB (G1½)	Beam angle 14° / Gain 19.72 dB (G1½)	
Meas. Resolution	0.1mm (<10M range)		
Meas. Accuracy	± 2 mm		
Ambient temperature	-40 ... +85 °C		-60 ... +105 °C
Process temperature	-40°C ... +150°C	-60°C ... +180°C	
Process pressure	-0.5 ~ +0.8MPa	-1.0 ~ +5.0MPa	
Process connection	Thread from G1½; 1½ NPT; flanges from DN40, 1½"		
Signal output	4-20 mA/HART7 2-wire, 4-20 mA/HART7 4-wire, Profibus PA / DP, Ethernet-APL, Modbus protocol 4-wire		
Variables influencing meas. accuracy	Specifications for the digital measured value Temperature drift - Digital output: ±0.2mm/10K, max. 5 mm Additional deviation through electromagnetic interference acc. to EN-61326: < ±10 mm Specifications apply also to the current output Temperature drift - Current output: < 0.03%/10K; < 0.01%/10K or 0.15 % Max (for N60) Deviation in the current output due to digital/analogue conversion Non-Ex and Ex-ia version: < ±1µA; Ex-d-ia version: < ±1µA Additional deviation through electromagnetic interference acc. to EN-61326: < ±150µA		
Indication/Adjustment (LOI)	160x80 LCD FSTN RGB backlight monitor adapter with keyboard module, operation Temp. -20°C ... 70°C. or 128x64 OLED monitor adapter with keyboard module, operation Temp. -55°C ... 80°C. (option) or 230x240 LCD TFT colors monitor adapter with keyboard module, operation Temp. -20°C ... 70°C. (option only for 4-wrie system) (APP) Radar MobileManager via BT wireless connection (PC software) Radar PCManager /or Via a PC with PACTware/DTM (an interface converter AiW-305 USB CONNECT is required)		
Power supply	16V ~ 40 VDC / Load resistor ≈ 600Ω		
Wireless communication	Bluetooth 5.0 (Bluetooth 4.0 LE compatible), communication range 40m, in rainy day 20m		
Approvals	CLeX/CNEx: Ex ia IIC T6 Ga IP68; Ex d IIC T6 Gb IP68 // SIL2 (No. 66230714.CSETW61)		
Housing	Single chamber / Double chamber, Aluminum / Stainless steel / Plastic PBT, IP66 / IP67 / IP68		

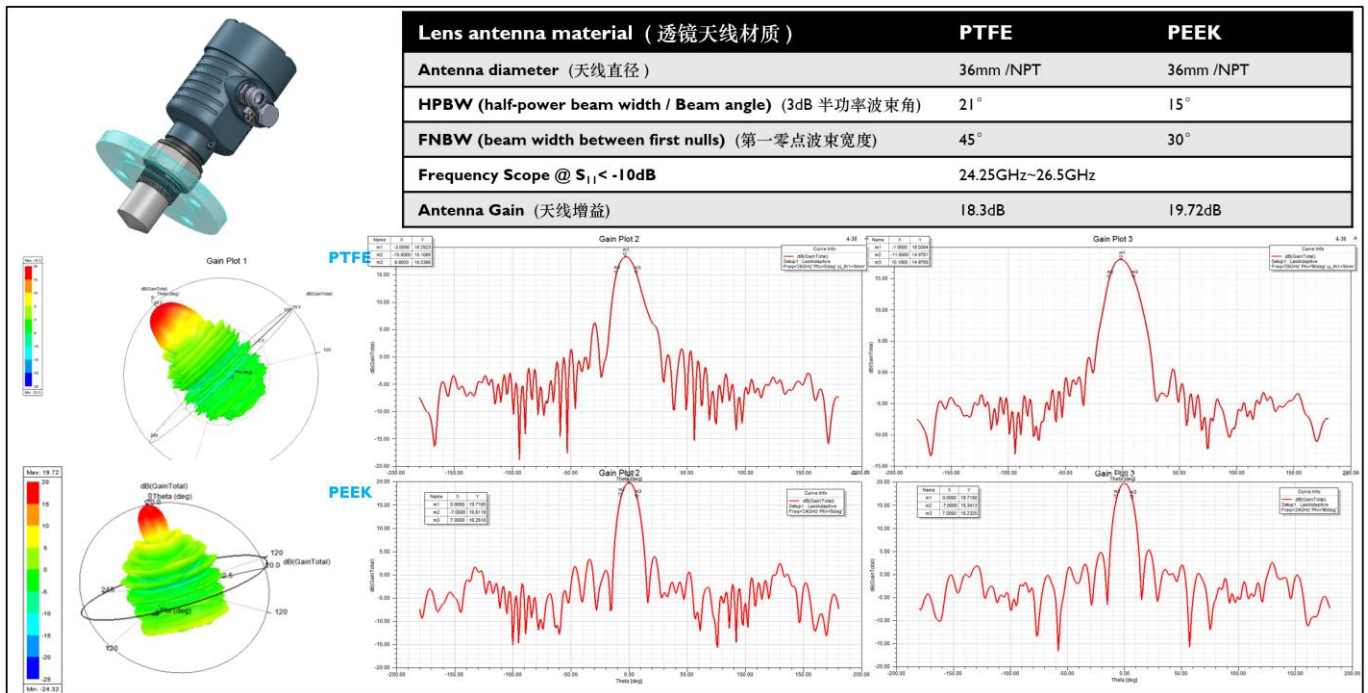
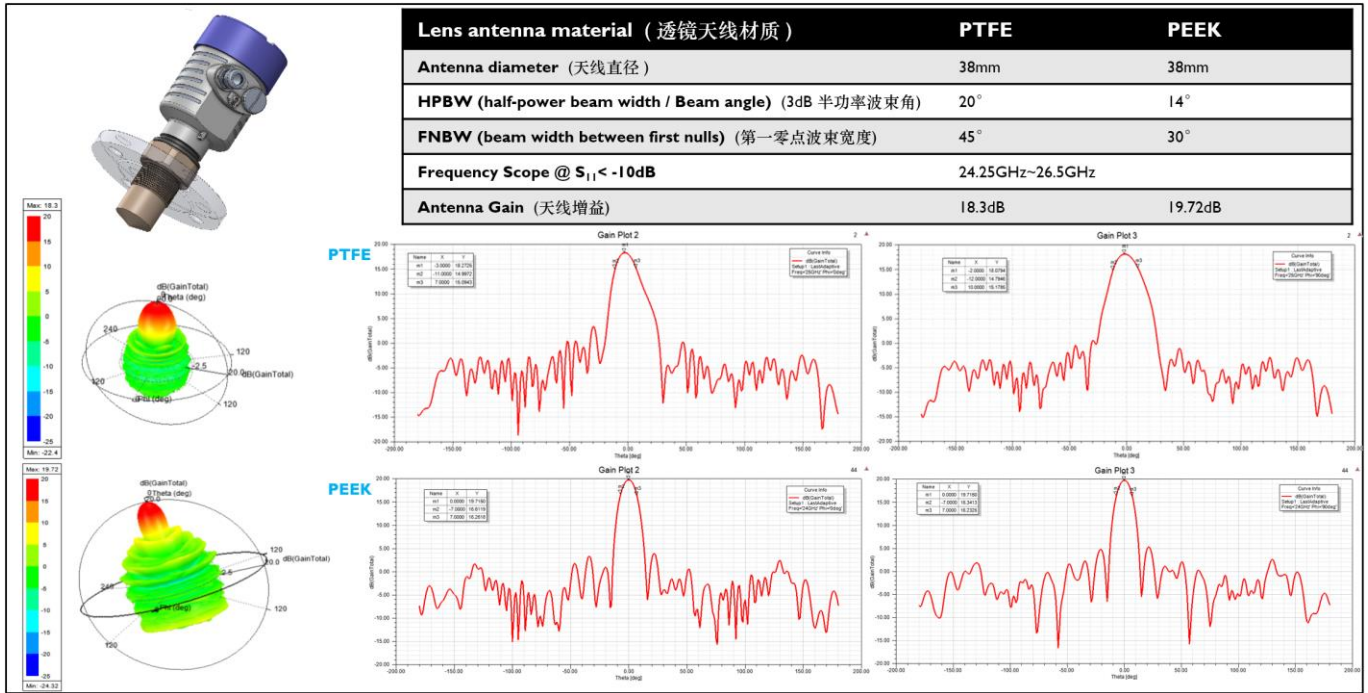
SERVICE CONTACT: 86-13799977915, 86-18965063391(TECHNICAL SUPPORT), 86-18106067295(AFTER SALE SERVICE)
 ALTHOUGH WE HAVE RECONCILED THE CONTENTS OF THE MANUAL WITH DESCRIPTION OF INSTRUMENT, THERE MAY STILL BE CHANGES WE CANNOT ENSURE THAT IT IS FULLY CONSISTENT. THE CONTENT WILL BE CHECKED AND CORRECTED IN AN ORDERLY, AND THE ERRATA WILL BE IN SUBSEQUENT RELEASES. WE WELCOME USERS TO MAKE VARIOUS SUGGESTIONS FOR IMPROVEMENT. [TECHNICAL DATA SUBJECT TO CHANGE]

Dimensions

The following dimensional drawings represent only an extract of all possible versions. Detailed dimensional drawings can be downloaded at <https://www.chinasimba.com/downloads.html> "Drawings".



The Radar Antenna Specification of the ANL-9107H1



ANL-9107Q4 regular version

Non-contact Radar Level Transmitter Datasheets

Version V.2024

Characteristics

- 24GHz Frequency FMCW radar system.
- Measurement application in liquids/solid.
- Chemical industry small reaction tanks, reactors.

Specifications

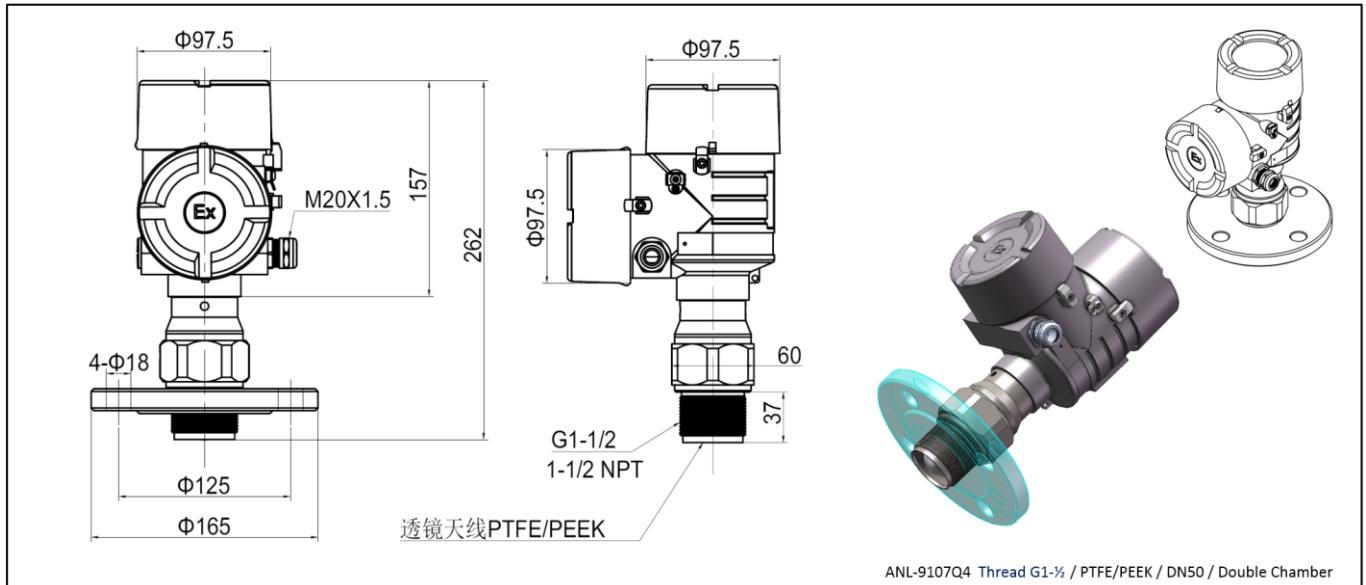


ANL-9107Q4	Antenna lens material PTFE	Antenna lens material PEEK	N60 (cool module version)
Max. measuring range	8/15M		
Tx/Rx frequency	Tx/Rx frequency 24.05.2 to 26.60GHz Dynamic FM Sweep Bandwidth 2GHz (The adjustment FM range can be customized according to the ISM requirements of the customer's region)		
Near blind spot	< 100mm from the Lens surface		
Meas. Principle	FMCW Radar System		
Lens Antenna Medium	PTFE Ø35mm	PEEK Ø35mm	
Antenna beam / Gain	Beam angle 20.5° / Gain 17.9 dB	Beam angle 19.5° / Gain 17.9dB	
Meas. Resolution	0.1mm		
Meas. Accuracy	±2 mm		
Ambient temperature	-40 ... +85 °C		-60 ... +105 °C
Process temperature	-40°C ... +200°C	-60°C ... +250°C	
Process pressure	-0.5 ~ +1.5MPa	-1.0 ~ +5.0MPa	
Process connection	Thread from G1½; 1½ NPT; flanges from DN40, 1½"		
Signal output	4-20 mA/HART7 2-wire, 4-20 mA/HART7 4-wire, Profibus PA / DP, Ethernet-APL, Modbus protocol 4-wire		
Variables influencing meas. accuracy	Specifications for the digital measured value Temperature drift - Digital output: ±0.2mm/10K, max. 5 mm Additional deviation through electromagnetic interference acc. to EN-61326: < ±10 mm Specifications apply also to the current output Temperature drift - Current output: < 0.03 %/10K; < 0.01 %/10K or 0.15 % Max (for N60) Deviation in the current output due to digital/analogue conversion Non-Ex and Ex-ia version: < ±1µA; Ex-d-ia version: < ±1µA Additional deviation through electromagnetic interference acc. to EN-61326: < ±150µA		
Indication/Adjustment (LOI)	160x80 LCD FSTN RGB backlight monitor adapter with keyboard module, operation Temp. -20°C ... 70°C. or 128x64 OLED monitor adapter with keyboard module, operation Temp. -55°C ... 80°C. (option) or 230x240 LCD TFT colors monitor adapter with keyboard module, operation Temp. -20°C ... 70°C. (option only for 4-wrie system) (APP) Radar MobileManager via BT wireless connection (PC software) Radar PCManager /or Via a PC with PACTware/DTM (an interface converter AiW-305 USB CONNECT is required)		
Power supply	16V ~ 40 VDC / Load resistor ≈ 600Ω		
Wireless communication	Bluetooth 5.0 (Bluetooth 4.0 LE compatible), communication range 40m, in rainy day 20m		
Approvals	CEx/CNEx: Ex ia IIC T6 Ga IP68; Ex d IIC T6 Gb IP68 // SIL2 (No. 6G230714.CSETW61)		
Housing	Single chamber / Double chamber, Aluminum / Stainless steel / Plastic PBT, IP66 / IP67 / IP68		

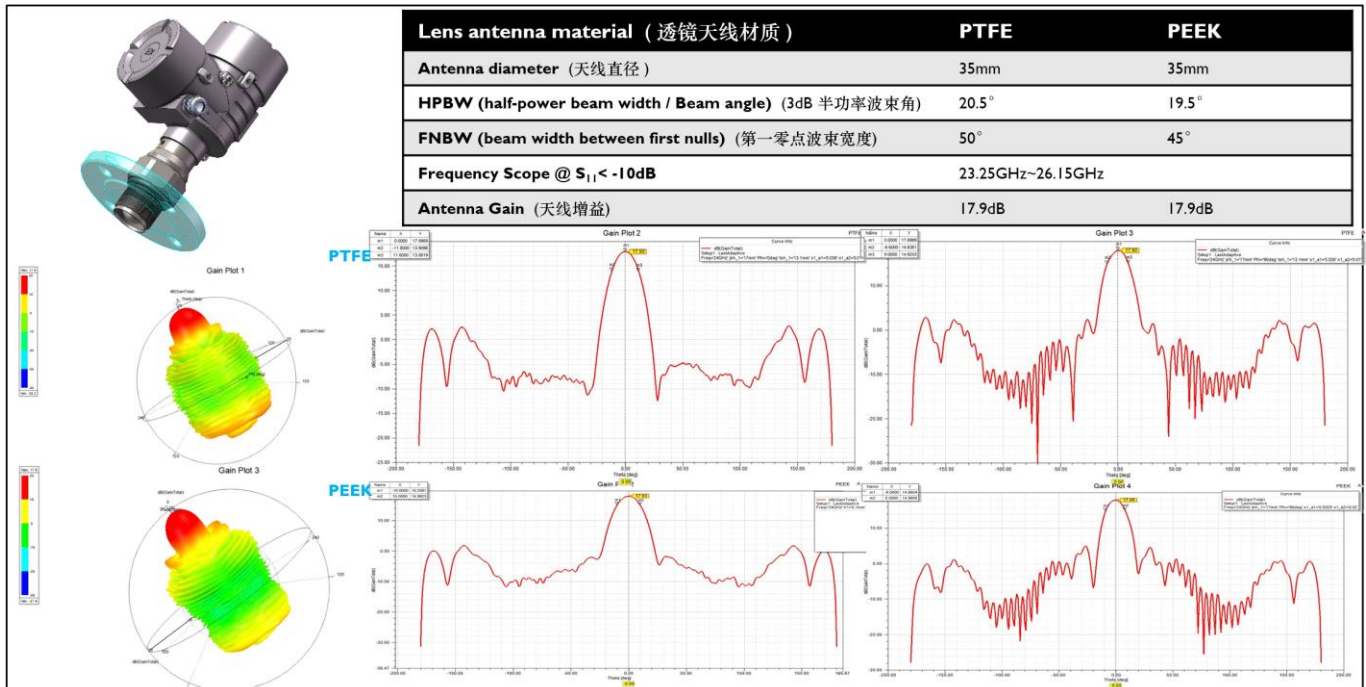
SERVICE CONTACT: 86-13799977915, 86-18965063391(TECHNICAL SUPPORT), 86-18106067295(AFTER SALE SERVICE)
 ALTHOUGH WE HAVE RECONCILED THE CONTENTS OF THE MANUAL WITH DESCRIPTION OF INSTRUMENT, THERE MAY STILL BE CHANGES WE CANNOT ENSURE THAT IT IS FULLY CONSISTENT. THE CONTENT WILL BE CHECKED AND CORRECTED IN AN ORDERLY, AND THE ERRATA WILL BE IN SUBSEQUENT RELEASES. WE WELCOME USERS TO MAKE VARIOUS SUGGESTIONS FOR IMPROVEMENT. [TECHNICAL DATA SUBJECT TO CHANGE]

Dimensions

The following dimensional drawings represent only an extract of all possible versions. Detailed dimensional drawings can be downloaded at <https://www.chinasimba.com/downloads.html> "Drawings".



The Radar Antenna Specification of the ANL-9107Q4



ANL-9107DR Regular version

Non-contact Radar Level Transmitter Datasheets

Version V.2024

Characteristics

- 24GHz Frequency FMCW radar system.
- Measurement application in liquids, solids, the nozzle diameter >=80 mm
- Suitable for dust applications, etc.

Specifications



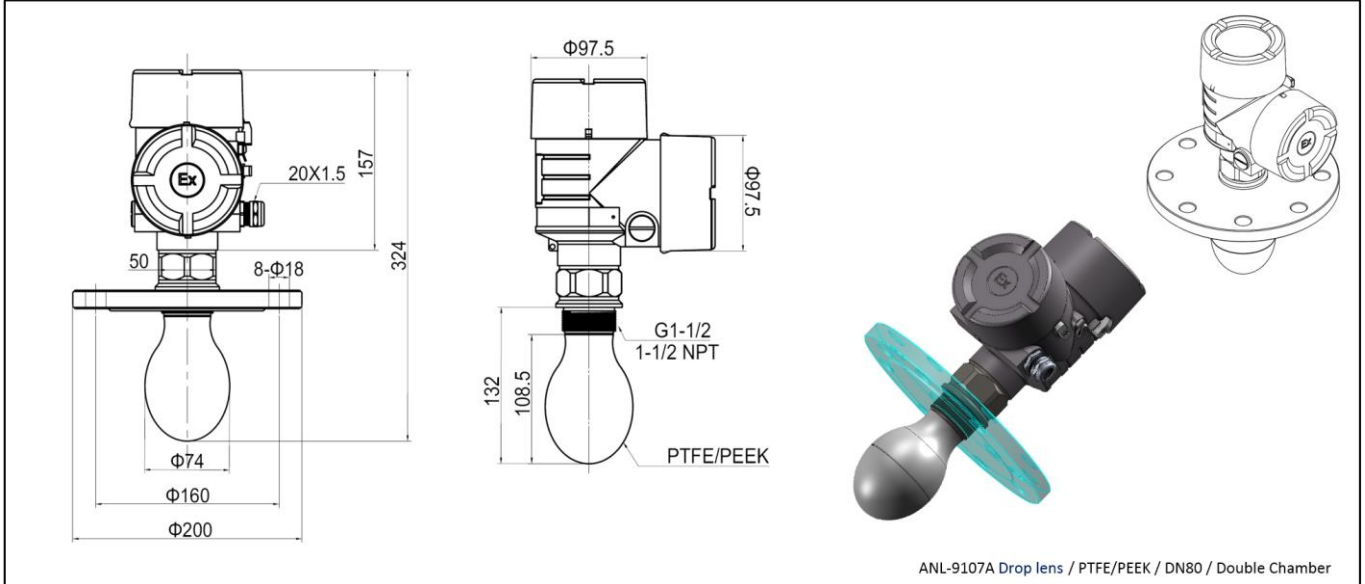
ANL-9107DR	Antenna lens material PTFE	Antenna lens material PEEK	N60 (cool module version)
Max. measuring range	40M		
Tx/Rx frequency	Tx/Rx frequency 24.05.2 to 26.60GHz Dynamic FM Sweep Bandwidth 2GHz (The adjustment FM range can be customized according to the ISM requirements of the customer's region)		
Near blind spot	< 100mm from the flange down surface		
Meas. Principle	FMCW Radar System		
Lens Antenna Medium	PTFE Φ74mm	PEEK Φ74mm	
Antenna beam / Gain	Beam angle 9.5°/ Gain 24.0dB	Beam angle 9.5°/ Gain 24.2dB	
Meas. Resolution	0.1mm		
Meas. Accuracy	±2 mm		
Ambient temperature	-40 ... +85 °C		-60 ... +105 °C
Process temperature	-40°C ... +180°C	-60°C ... +250°C	
Process pressure	-0.5 ~ +1.5MPa	-1.0 ~ +4.0MPa	
Process connection	Flanges from DN80		
Signal output	4-20 mA/HART7 2-wire, 4-20 mA/HART7 4-wire, Profibus PA / DP, Ethernet-APL, Modbus protocol 4-wire		
Variables influencing meas. accuracy	Specifications for the digital measured value Temperature drift - Digital output: ±0.2mm/10K, max. 5 mm Additional deviation through electromagnetic interference acc. to EN-61326: < ±10 mm Specifications apply also to the current output Temperature drift - Current output: < 0.03 %/10K; < 0.01 %/10K or 0.15 % Max (for N60) Deviation in the current output due to digital/analogue conversion Non-Ex and Ex-ia version: < ±1µA; Ex-d-ia version: < ±1µA Additional deviation through electromagnetic interference acc. to EN-61326: < ±150µA		
Indication/Adjustment (LOI)	160x80 LCD FSTN RGB backlight monitor adapter with keyboard module, operation Temp. -20°C ... 70°C. or 128x64 OLED monitor adapter with keyboard module, operation Temp. -55°C ... 80°C. (option) or 230x240 LCD TFT colors monitor adapter with keyboard module, operation Temp. -20°C ... 70°C. (option only for 4-wrie system) (APP) Radar MobileManager via BT wireless connection (PC software) Radar PCManager /or Via a PC with PACTware/DTM (an interface converter AiW-305 USB CONNECT is required)		
Power supply	16V ~ 40 VDC / Load resistor > 600Ω		
Wireless communication	Bluetooth 5.0 (Bluetooth 4.0 LE compatible), communication range 40m, in rainy day 20m		
Approvals	CLEX/CNEx: Ex ia IIC T6 Ga IP68; Ex d IIC T6 Gb IP68 // SIL2 (No. 6G230714.CSETW61)		
Housing	Single chamber / Double chamber, Aluminum / Stainless steel / Plastic PBT, IP66 / IP67 / IP68		

SERVICE CONTACT: 86-13799977915, 86-18965063391(TECHNICAL SUPPORT), 86-18106067295(AFTER SALE SERVICE)

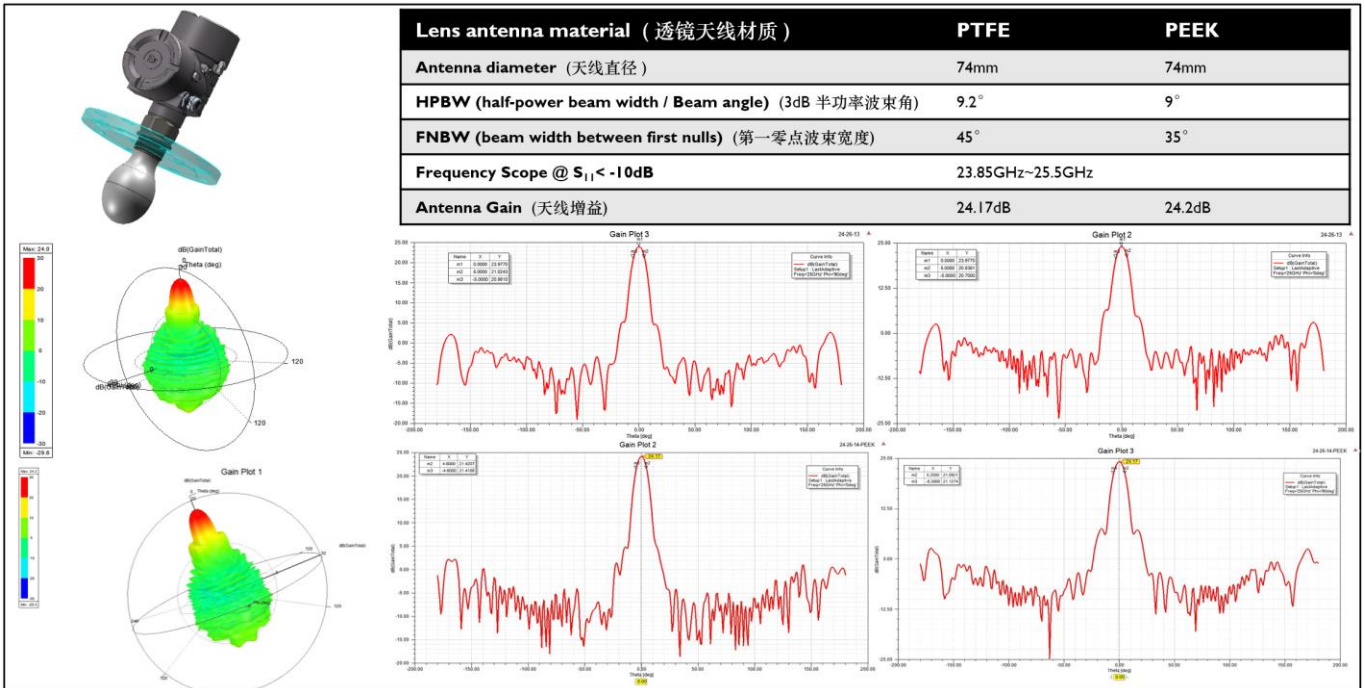
ALTHOUGH WE HAVE RECONCILED THE CONTENTS OF THE MANUAL WITH DESCRIPTION OF INSTRUMENT, THERE MAY STILL BE CHANGES WE CANNOT ENSURE THAT IT IS FULLY CONSISTENT. THE CONTENT WILL BE CHECKED AND CORRECTED IN AN ORDERLY, AND THE ERRATA WILL BE IN SUBSEQUENT RELEASES. WE WELCOME USERS TO MAKE VARIOUS SUGGESTIONS FOR IMPROVEMENT. [TECHNICAL DATA SUBJECT TO CHANGE]

Dimensions

The following dimensional drawings represent only an extract of all possible versions. Detailed dimensional drawings can be downloaded at <https://www.chinasimba.com/downloads.html> "Drawings".



The Radar Antenna Specification of the ANL-9107DR



ANL-9107AZ regular version

Non-contact Radar Level Transmitter Datasheets

Version V.2024

Characteristics

- 24GHz Frequency FMCW radar system.
- Measurement application in liquids, solids, the nozzle diameter >=80 mm.
- Suitable for corrosion applications, also the liquid which be heated with weak steam.

Specifications

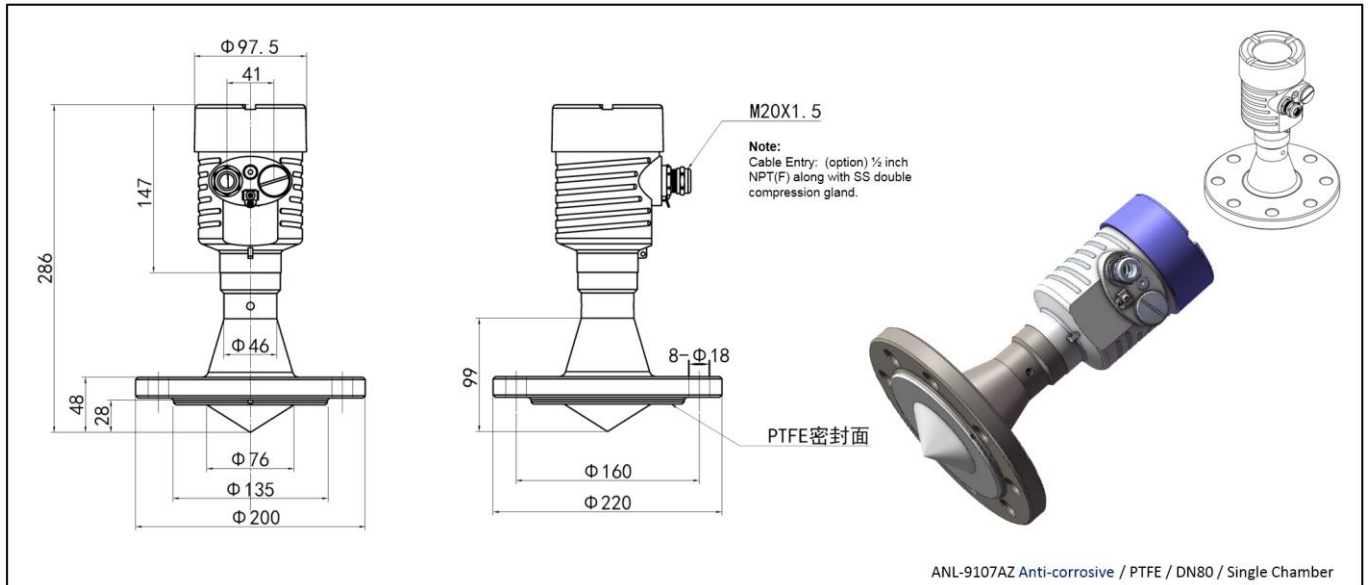


ANL-9107AZ	Antenna cover material PTFE	Antenna cover material PEEK	N60 (cool module version)
Max. measuring range	35M		
Tx/Rx frequency	Tx/Rx frequency 24.05.2 to 26.60GHz Dynamic FM Sweep Bandwidth 2GHz (The adjustment FM range can be customized according to the ISM requirements of the customer's region)		
Near blind spot	< 100mm from the flange down surface		
Meas. Principle	FMCW Radar System		
Lens Antenna Medium	PTFE Ø80mm	PEEK Ø80mm	
Antenna beam / Gain	Beam angle 10°/ Gain 23.5dB	Beam angle 10°/ Gain 24.18dB	
Meas. Resolution	0.1mm		
Meas. Accuracy	±2 mm		
Ambient temperature	-40 ... +85 °C		-60 ... +105 °C
Process temperature	-40°C ... +180°C	-40°C ... +220°C	
Process pressure	-0.5 ~ +0.8MPa	-0.5 ~ +1.5MPa	
Process connection	Flanges >= DN80		
Signal output	4-20 mA/HART7 2-wire, 4-20 mA/HART7 4-wire, Profibus PA / DP, Ethernet-APL, Modbus protocol 4-wire		
Variables influencing meas. accuracy	Specifications for the digital measured value Temperature drift - Digital output: ±0.2mm/10K, max. 5 mm Additional deviation through electromagnetic interference acc. to EN-61326: < ±10 mm Specifications apply also to the current output Temperature drift - Current output: < 0.03 %/10K; < 0.01 %/10K or 0.15 % Max (for N60) Deviation in the current output due to digital/analogue conversion Non-Ex and Ex-ia version: < ±1µA; Ex-d-ia version: < ±1µA Additional deviation through electromagnetic interference acc. to EN-61326: < ±150µA		
Indication/Adjustment (LOI)	160x80 LCD FSTN RGB backlight monitor adapter with keyboard module, operation Temp. -20°C ... 70°C. or 128x64 OLED monitor adapter with keyboard module, operation Temp. -55°C ... 80°C. (option) or 230x240 LCD TFT colors monitor adapter with keyboard module, operation Temp. -20°C ... 70°C. (option only for 4-wrie system) (APP) Radar MobileManager via BT wireless connection (PC software) Radar PCManager /or Via a PC with PACTware/DTM (an interface converter AiW-305 USB CONNECT is required)		
Power supply	16V ~ 40 VDC / Load resistor > 600Ω		
Wireless communication	Bluetooth 5.0 (Bluetooth 4.0 LE compatible), communication range 40m, in rainy day 20m		
Approvals	CEx/CNEx: Ex ia IIC T6 Ga IP68; Ex d IIC T6 Gb IP68 // SIL2 (No. 6G230714.CSETW61)		
Housing	Single chamber / Double chamber, Aluminum / Stainless steel / Plastic PBT, IP66 / IP67 / IP68		

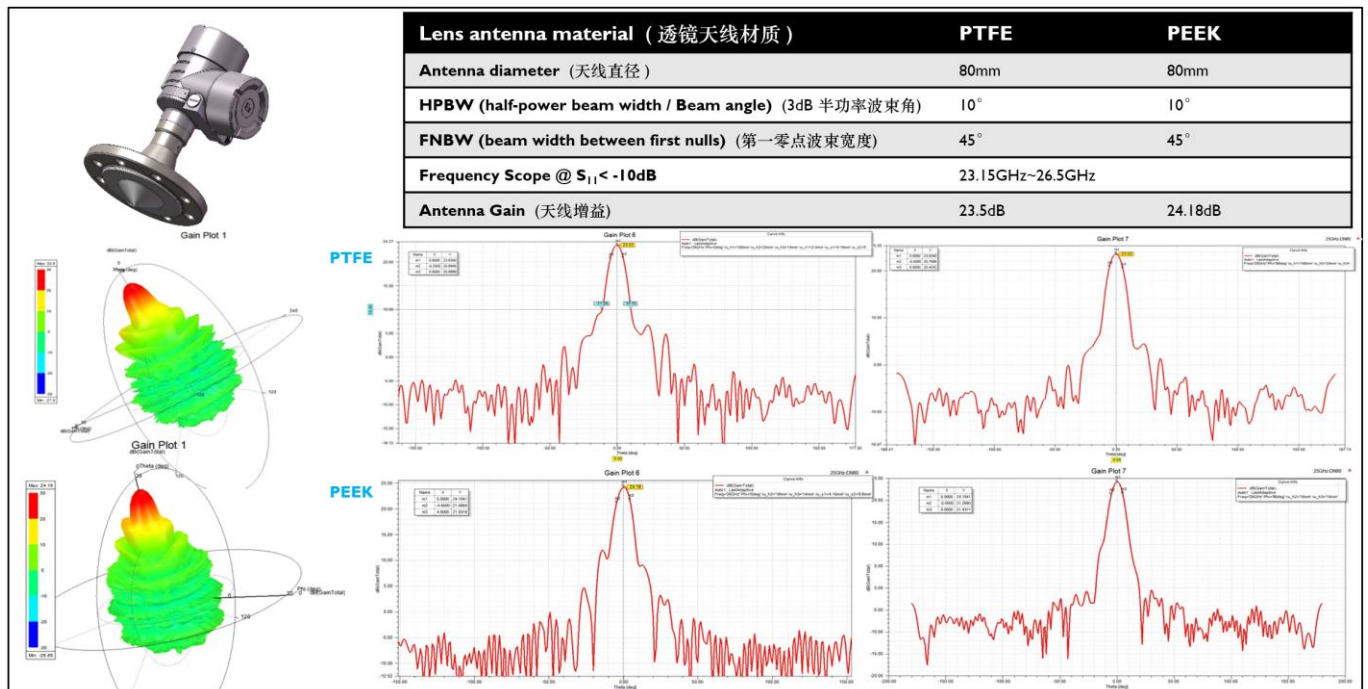
SERVICE CONTACT: 86-13799977915, 86-18965063391(TECHNICAL SUPPORT), 86-18106067295(AFTER SALE SERVICE)
 ALTHOUGH WE HAVE RECONCILED THE CONTENTS OF THE MANUAL WITH DESCRIPTION OF INSTRUMENT, THERE MAY STILL BE CHANGES WE CANNOT ENSURE THAT IT IS FULLY CONSISTENT. THE CONTENT WILL BE CHECKED AND CORRECTED IN AN ORDERLY, AND THE ERRATA WILL BE IN SUBSEQUENT RELEASES. WE WELCOME USERS TO MAKE VARIOUS SUGGESTIONS FOR IMPROVEMENT. [TECHNICAL DATA SUBJECT TO CHANGE]

Dimensions

The following dimensional drawings represent only an extract of all possible versions. Detailed dimensional drawings can be downloaded at <https://www.chinasimba.com/downloads.html> "Drawings".



The Radar Antenna Specification of the ANL-9107AZ



ANL-9107AX regular version

Non-contact Radar Level Transmitter Datasheets

Version V.2024

Characteristics

- 24GHz Frequency FMCW radar system.
- Measurement application in liquids, solids, the nozzle diameter >=100 mm.
- Suitable for corrosion applications, also the liquid which be heated with steam.



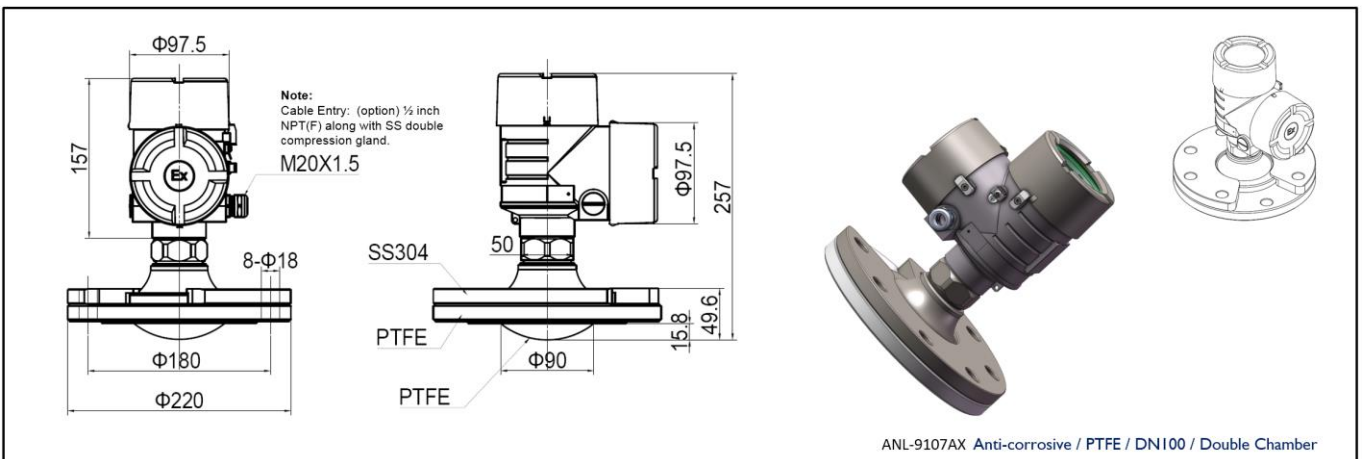
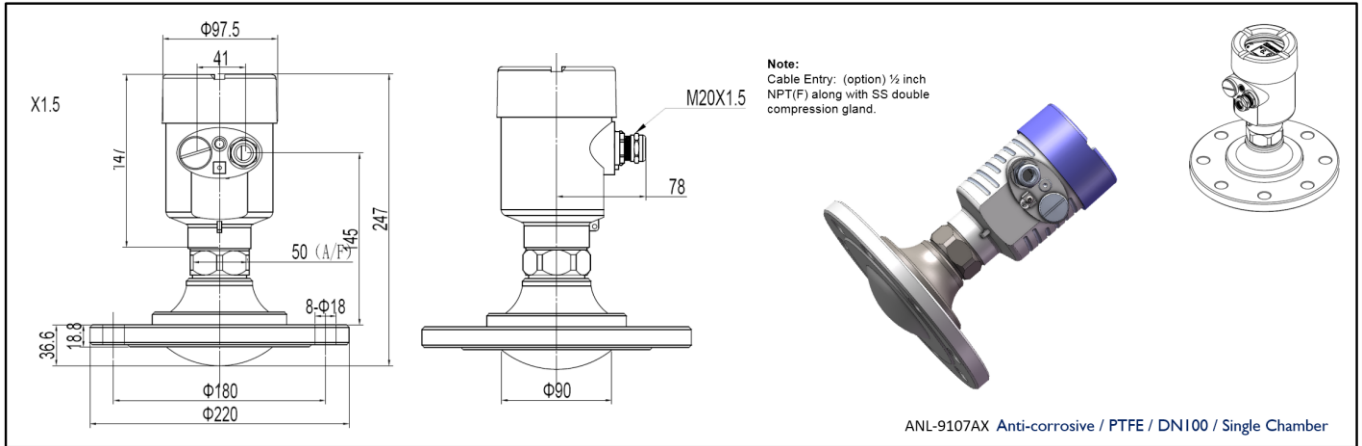
Specifications

ANL-9107AX	Antenna coupler material PTFE	N60 (cool module version)
Max. measuring range	35M	
Tx/Rx frequency	Tx/Rx frequency 24.05.2 to 26.60GHz Dynamic FM Sweep Bandwidth 2GHz (The adjustment FM range can be customized according to the ISM requirements of the customer's region)	
Near blind spot	< 100mm from the flange down surface	
Meas. Principle	FMCW Radar System	
Lens Antenna Medium	PTFE Φ80mm	
Antenna beam / Gain	Beam angle 14° / Gain 20.8dB	
Meas. Resolution	0.1mm	
Meas. Accuracy	±2 mm	
Ambient temperature	-40 ... +85 °C	-60 ... +105 °C
Process temperature	-60°C ... +200°C	
Process pressure	-0.3 ~ +1.0 MPa	
Process connection	Flanges >= DN100	
Signal output	4-20 mA/HART7 2-wire, 4-20 mA/HART7 4-wire, Profibus PA / DP, Ethernet-APL, Modbus protocol 4-wire	
Variables influencing meas. accuracy	Specifications for the digital measured value Temperature drift - Digital output: ±0.2mm/10K, max. 5 mm Additional deviation through electromagnetic interference acc. to EN-61326: < ±10 mm Specifications apply also to the current output Temperature drift - Current output: < 0.03 %/10K; < 0.01 %/10K or 0.15 % Max (for N60) Deviation in the current output due to digital/analogue conversion Non-Ex and Ex-ia version: < ±1μA; Ex-d-ia version: < ±1μA Additional deviation through electromagnetic interference acc. to EN-61326: < ±150μA	
Indication/Adjustment (LOI)	160x80 LCD FSTN RGB backlight monitor adapter with keyboard module, operation Temp. -20°C ... 70°C. or 128x64 OLED monitor adapter with keyboard module, operation Temp. -55°C ... 80°C. (option) or 230x240 LCD TFT colors monitor adapter with keyboard module, operation Temp. -20°C ... 70°C. (option only for 4-wire system) (APP) Radar MobileManager via BT wireless connection (PC software) Radar PCManager /or Via a PC with PACTware/DTM (an interface converter AiW-305 USB CONNECT is required)	
Power supply	16V ~ 40 VDC / Load resistor > 600Ω	
Wireless communication	Bluetooth 5.0 (Bluetooth 4.0 LE compatible), communication range 40m, in rainy day 20m	
Approvals	CEx/CNEx: Ex ia IIC T6 Ga IP68; Ex d IIC T6 Gb IP68 // SIL2 (No. 6G230714.CSETW61)	
Housing	Single chamber / Double chamber, Aluminum / Stainless steel / Plastic PBT, IP66 / IP67 / IP68	

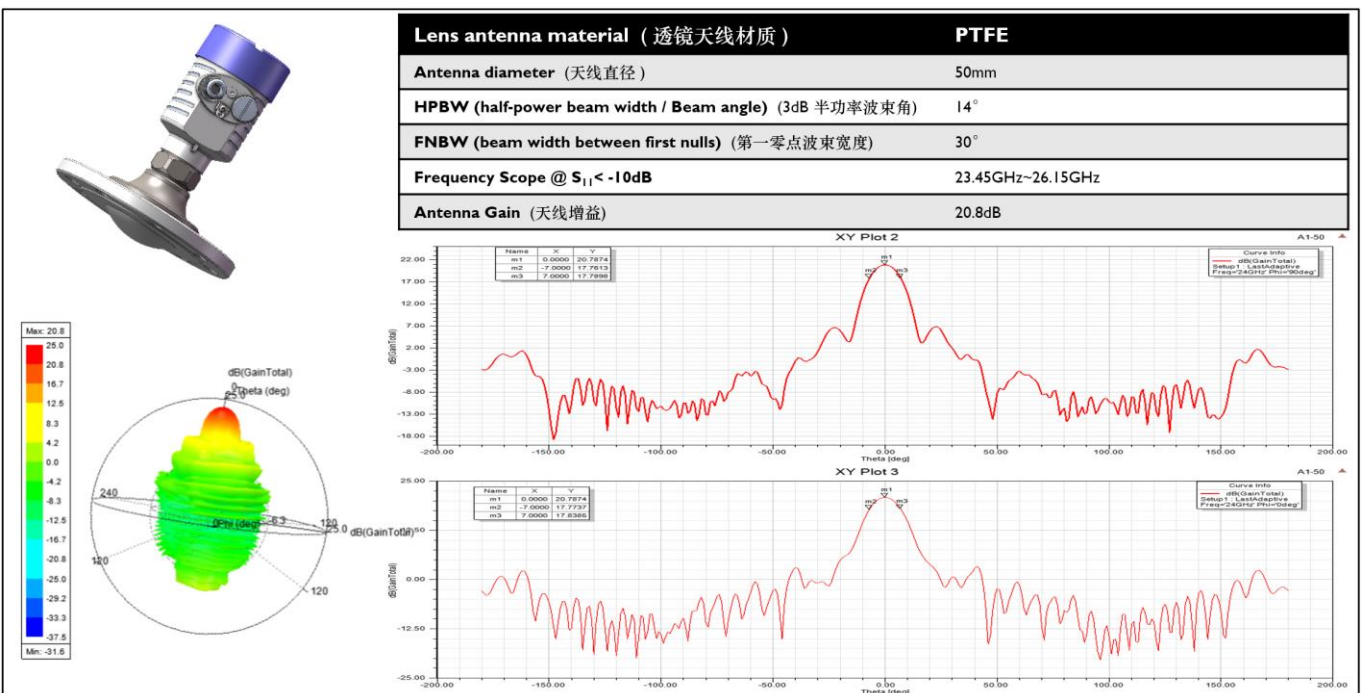
SERVICE CONTACT: 86-13799977915, 86-18965063391(TECHNICAL SUPPORT), 86-18106067295(AFTER SALE SERVICE)
 ALTHOUGH WE HAVE RECONCILED THE CONTENTS OF THE MANUAL WITH DESCRIPTION OF INSTRUMENT, THERE MAY STILL BE CHANGES WE CANNOT ENSURE THAT IT IS FULLY CONSISTENT. THE CONTENT WILL BE CHECKED AND CORRECTED IN AN ORDERLY, AND THE ERRATA WILL BE IN SUBSEQUENT RELEASES. WE WELCOME USERS TO MAKE VARIOUS SUGGESTIONS FOR IMPROVEMENT. [TECHNICAL DATA SUBJECT TO CHANGE]

Dimensions

The following dimensional drawings represent only an extract of all possible versions. Detailed dimensional drawings can be downloaded at <https://www.chinasimba.com/downloads.html> "Drawings".



The Radar Antenna Specification of the ANL-9107AX



ANL-9107AS regular version

Non-contact Radar Level Transmitter Datasheets

Version V.2024

Characteristics

- 24GHz Frequency FMCW radar system.
- Measurement application in liquids, solids, the nozzle diameter >=80 mm.
- With aiming and anti-corrosion.

Specifications

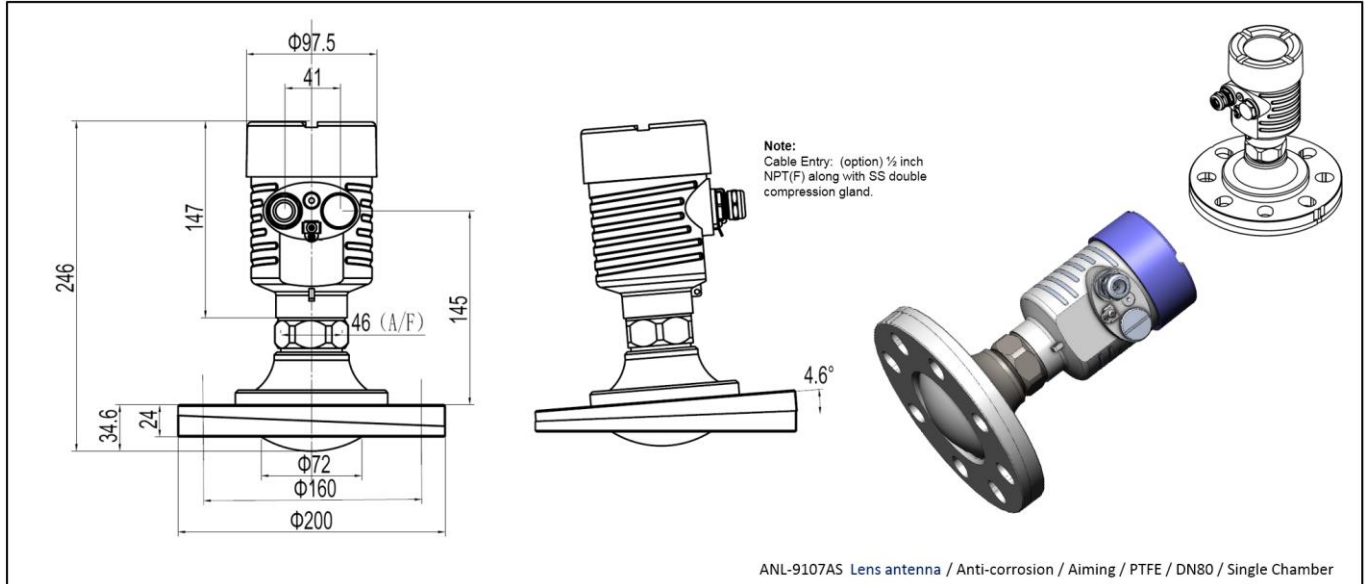


ANL-9080N100	Antenna coupler material PTFE	N60 (cool module version)
Max. measuring range	35M	
Tx/Rx frequency	Tx/Rx frequency 24.05.2 to 26.60GHz Dynamic FM Sweep Bandwidth 2GHz (The adjustment FM range can be customized according to the ISM requirements of the customer's region)	
Near blind spot	< 150mm from the flange down surface	
Meas. Principle	FMCW Radar System	
Lens Antenna Medium	PTFE Φ80mm	
Antenna beam / Gain	Beam angle 14° / Gain 20.8dB	
Meas. Resolution	0.1mm	
Meas. Accuracy	±2 mm	
Ambient temperature	-40 ... +85 °C	-60 ... +105 °C
Process temperature	-60°C ... +180°C	
Process pressure	-0.3 ~ +0.6 MPa	
Process connection	Flanges >= DN80	
Signal output	4-20 mA/HART7 2-wire, 4-20 mA/HART7 4-wire, Profibus PA / DP, Ethernet-APL, Modbus protocol 4-wire	
Variables influencing meas. accuracy	Specifications for the digital measured value Temperature drift - Digital output: ±0.2mm/10K, max. 5 mm Additional deviation through electromagnetic interference acc. to EN-61326: < ±10 mm Specifications apply also to the current output Temperature drift - Current output: < 0.03 %/10K; < 0.01 %/10K or 0.15 % Max (for N60) Deviation in the current output due to digital/analogue conversion Non-Ex and Ex-ia version: < ±1μA; Ex-d-ia version: < ±1μA Additional deviation through electromagnetic interference acc. to EN-61326: < ±150μA	
Indication/Adjustment (LOI)	160x80 LCD FSTN RGB backlight monitor adapter with keyboard module, operation Temp. -20°C ... 70°C. or 128x64 OLED monitor adapter with keyboard module, operation Temp. -55°C ... 80°C. (option) or 230x240 LCD TFT colors monitor adapter with keyboard module, operation Temp. -20°C ... 70°C. (option only for 4-wire system) (APP) Radar MobileManager via BT wireless connection (PC software) Radar PCManager /or Via a PC with PACTware/DTM (an interface converter AiW-305 USB CONNECT is required)	
Power supply	16V ~ 40 VDC / Load resistor > 600Ω	
Wireless communication	Bluetooth 5.0 (Bluetooth 4.0 LE compatible), communication range 40m, in rainy day 20m	
Approvals	CEx/CNEx: Ex ia IIC T6 Ga IP68; Ex d IIC T6 Gb IP68 // SIL2 (No. 6G230714.CSETW61)	
Housing	Single chamber / Double chamber, Aluminum / Stainless steel / Plastic PBT, IP66 / IP67 / IP68	

SERVICE CONTACT: 86-13799977915, 86-18965063391(TECHNICAL SUPPORT), 86-18106067295(AFTER SALE SERVICE)
 ALTHOUGH WE HAVE RECONCILED THE CONTENTS OF THE MANUAL WITH DESCRIPTION OF INSTRUMENT, THERE MAY STILL BE CHANGES WE CANNOT ENSURE THAT IT IS FULLY CONSISTENT. THE CONTENT WILL BE CHECKED AND CORRECTED IN AN ORDERLY, AND THE ERRATA WILL BE IN SUBSEQUENT RELEASES. WE WELCOME USERS TO MAKE VARIOUS SUGGESTIONS FOR IMPROVEMENT. [TECHNICAL DATA SUBJECT TO CHANGE]

Dimensions

The following dimensional drawings represent only an extract of all possible versions. Detailed dimensional drawings can be downloaded at <https://www.chinasimba.com/downloads.html> "Drawings".



ANL-9107AG regular version

Non-contact Radar Level Transmitter Datasheets

Version V.2024

Characteristics

- 24GHz Frequency FMCW radar system.
- Measurement application in liquids, solids, the nozzle diameter >=80 mm.
- Suitable for level measurement in storage containers, reactors and process vessels, etc.

Specifications

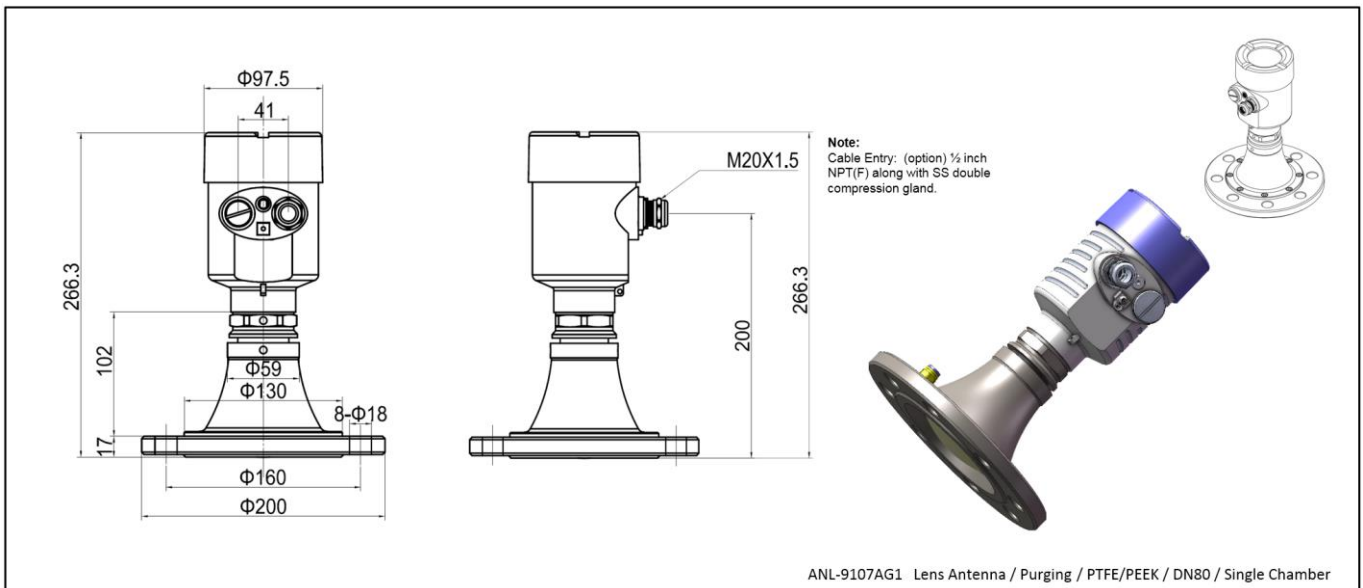
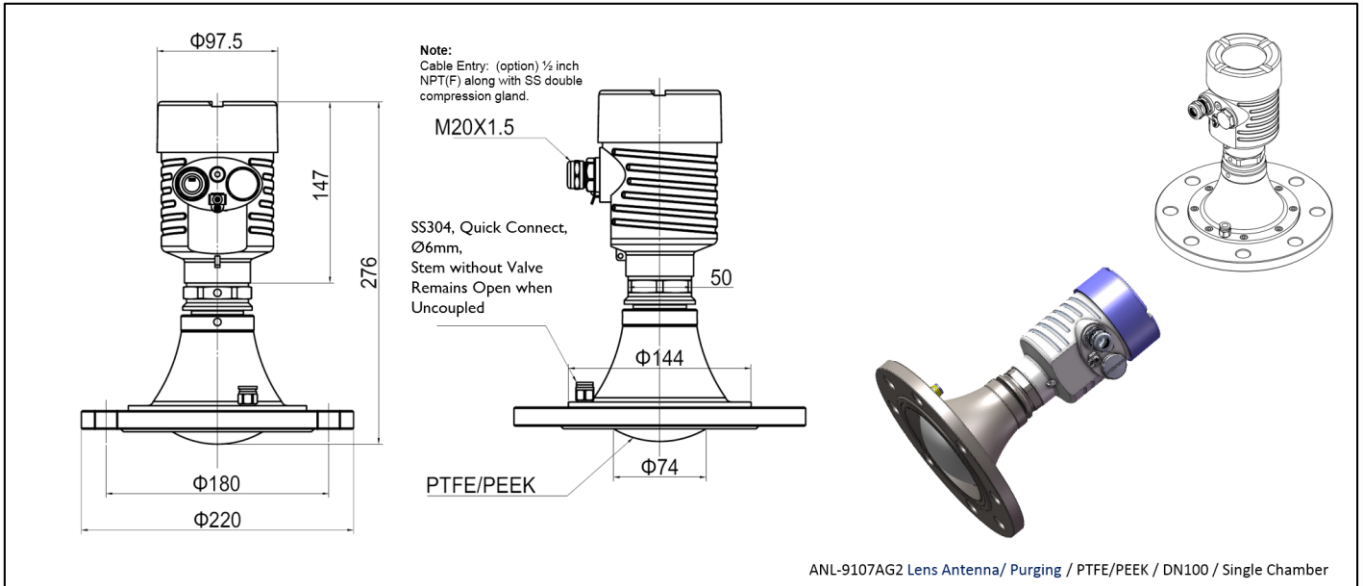


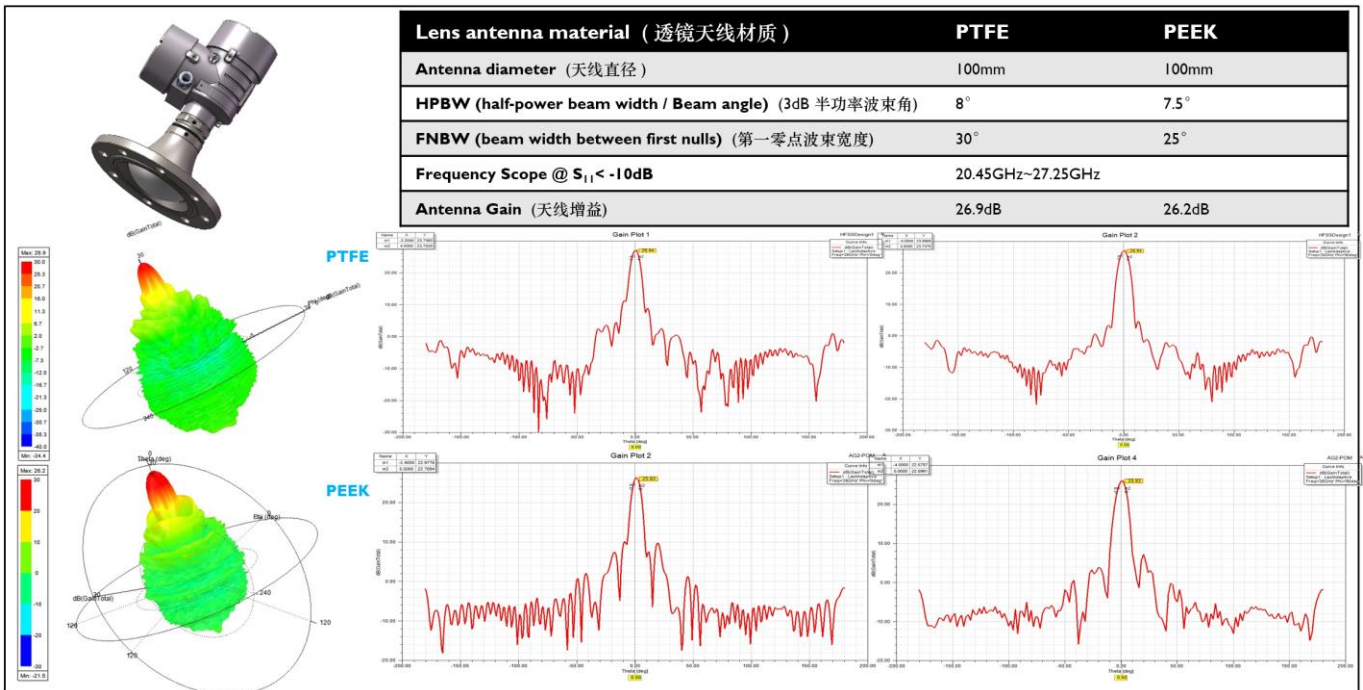
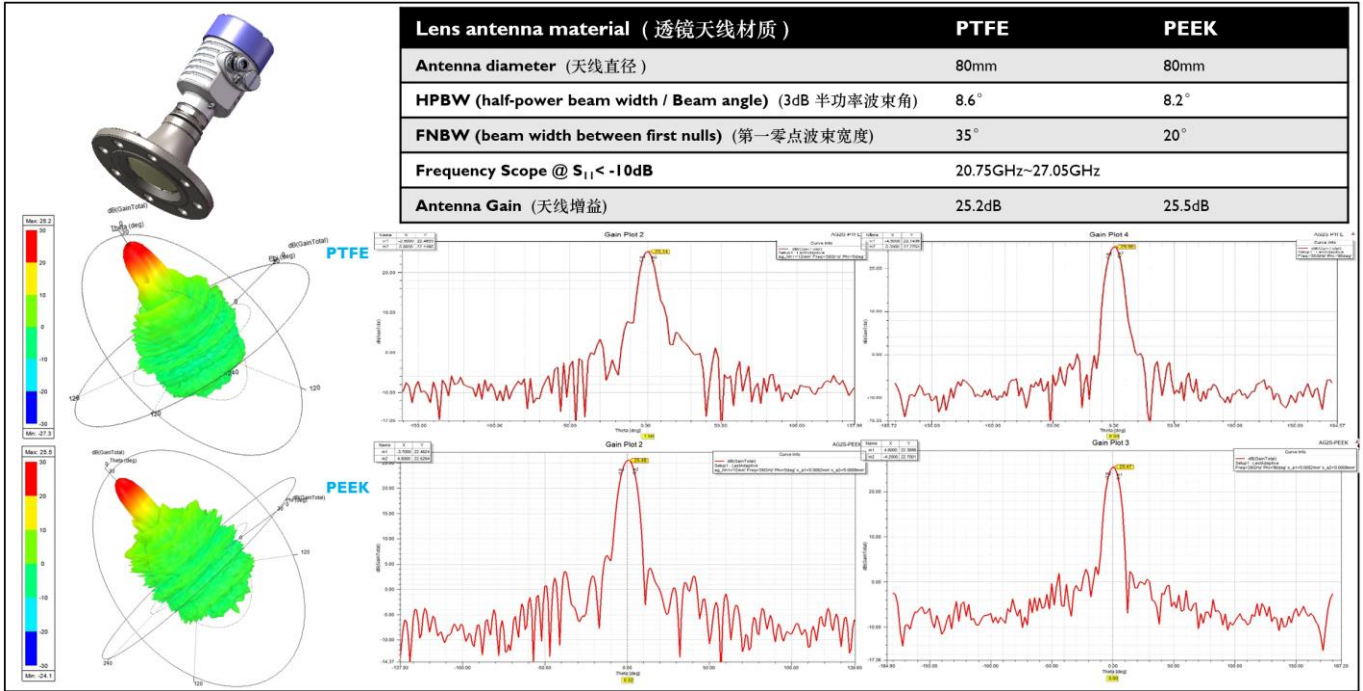
ANL-9080N100	Antenna coupler material PTFE	Antenna coupler material PEEK	N60 (cool module version)
Max. measuring range	55M/70M		
Tx/Rx frequency	Tx/Rx frequency 24.05.2 to 26.60GHz Dynamic FM Sweep Bandwidth 2GHz (The adjustment FM range can be customized according to the ISM requirements of the customer's region)		
Near blind spot	< 150mm from the flange down surface		
Meas. Principle	FMCW Radar System		
Lens Antenna Medium	PTFE Φ80mm / Φ100mm	PEEK Φ80mm / Φ100mm	
Antenna beam / Gain	Beam angle 8.6°/ Gain 25.2dB (Φ80mm) Beam angle 8.0°/ Gain 26.9dB (Φ100mm)	Beam angle 8.2°/ Gain 25.6dB (Φ80mm) Beam angle 7.5°/ Gain 26.2dB (Φ100mm)	
Meas. Resolution	0.1mm		
Meas. Accuracy	± 2 mm		
Ambient temperature	-40 ... +85 °C		-60 ... +105 °C
Process temperature	-40°C ... +180°C	-60°C ... +250°C	
Process pressure	-0.3 ~ +0.6MPa	-1.0 ~ +2.5MPa	
Process connection	Flanges >= DN80		
Signal output	4-20 mA/HART7 2-wire, 4-20 mA/HART7 4-wire, Profibus PA / DP, Ethernet-APL, Modbus protocol 4-wire		
Variables influencing meas. accuracy	Specifications for the digital measured value Temperature drift - Digital output: ±0.2mm/10K, max. 5 mm Additional deviation through electromagnetic interference acc. to EN-61326: < ±10 mm Specifications apply also to the current output Temperature drift - Current output: < 0.03%/10K; < 0.01%/10K or 0.15% Max(for N60) Deviation in the current output due to digital/analogue conversion Non-Ex and Ex-ia version: < ±1μA; Ex-d-ia version: < ±1μA Additional deviation through electromagnetic interference acc. to EN-61326: < ±150μA		
Indication/Adjustment (LOI)	1. 160x80 LCD FSTN RGB backlight monitor adapter with keyboard module, operation Temp. -20°C ... 70°C. or 128x64 OLED monitor adapter with keyboard module, operation Temp. -55°C ... 80°C. (option) or 230x240 LCD TFT colors monitor adapter with keyboard module, operation Temp. -20°C ... 70°C. (option only for 4-wrie system) 2. (APP) Radar MobileManager via BT wireless connection 3. (PC software) Radar PCManager /or Via a PC with PACTware/DTM (an interface converter AiW-305 USB CONNECT is required)		
Power supply	16V ~ 40 VDC / Load resistor > 600Ω		
Wireless communication	Bluetooth 5.0 (Bluetooth 4.0 LE compatible), communication range 40m, in rainy day 20m		
Approvals	CLeX/CNEx: Ex ia IIC T6 Ga IP68; Ex d IIC T6 Gb IP68 // SIL2 (No. 6G230714.CSETW61)		
Housing	Single chamber / Double chamber, Aluminum / Stainless steel / Plastic PBT, IP66 / IP67 / IP68		

SERVICE CONTACT: 86-13799977915, 86-18965063391(TECHNICAL SUPPORT), 86-18106067295(AFTER SALE SERVICE)
 ALTHOUGH WE HAVE RECONCILED THE CONTENTS OF THE MANUAL WITH DESCRIPTION OF INSTRUMENT, THERE MAY STILL BE CHANGES WE CANNOT ENSURE THAT IT IS FULLY CONSISTENT. THE CONTENT WILL BE CHECKED AND CORRECTED IN AN ORDERLY, AND THE ERRATA WILL BE IN SUBSEQUENT RELEASES. WE WELCOME USERS TO MAKE VARIOUS SUGGESTIONS FOR IMPROVEMENT. [TECHNICAL DATA SUBJECT TO CHANGE]

Dimensions

The following dimensional drawings represent only an extract of all possible versions. Detailed dimensional drawings can be downloaded at <https://www.chinasimba.com/downloads.html> "Drawings".






ANL-9107Nx regular version

Non-contact Radar Level Transmitter Datasheets

Version V.2024

Characteristics

- 24GHz Frequency FMCW radar system.
- Measurement application in liquids, solids, the nozzle diameter >=50 mm.
- Suitable for storage containers, reactors and process vessels process conditions.



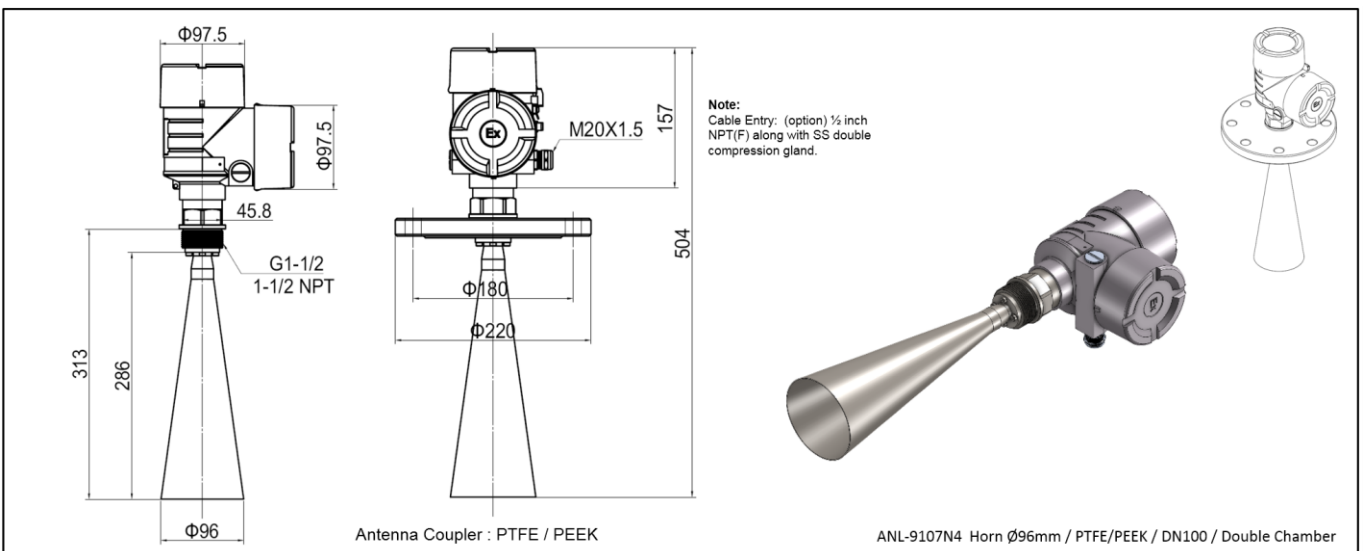
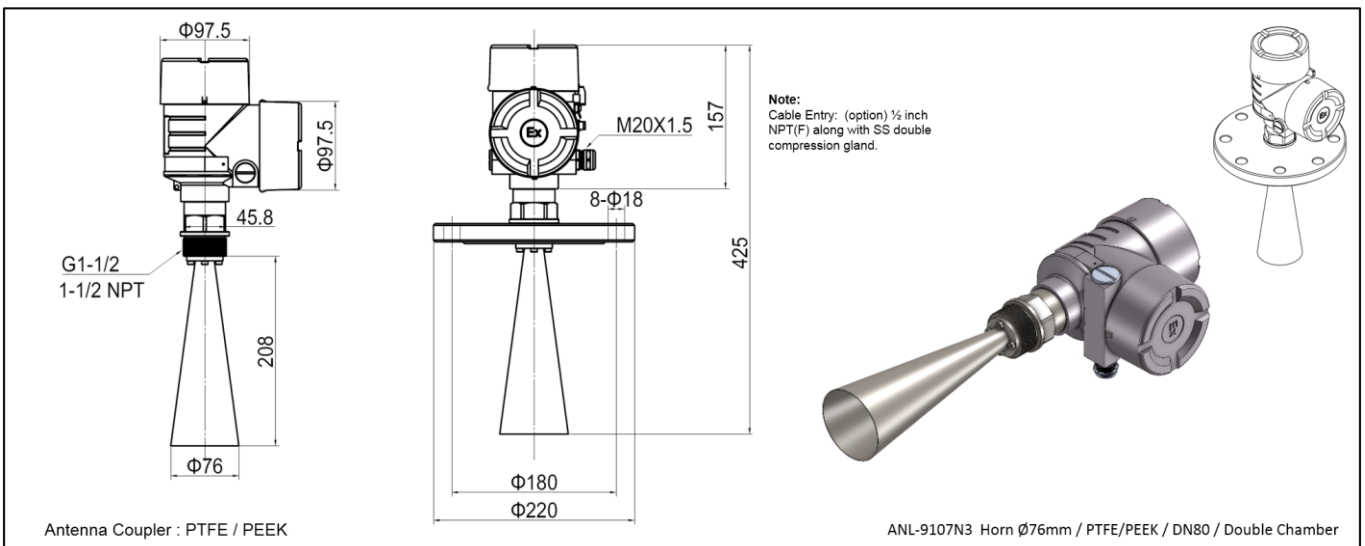
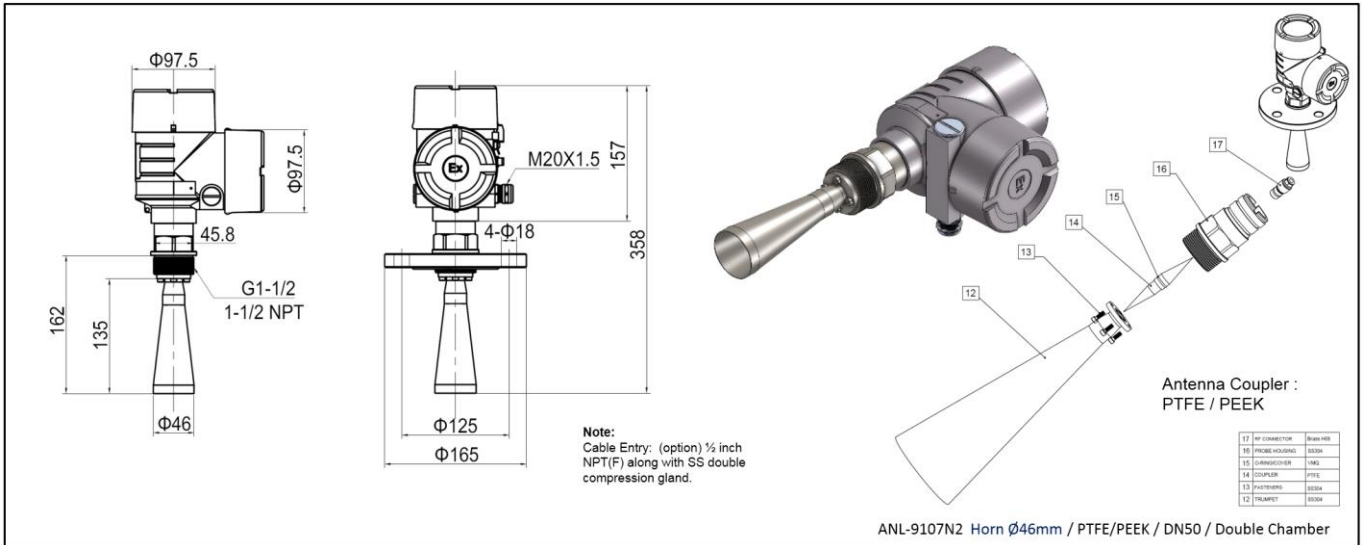
Specifications

ANL-9107N	Antenna coupler material PTFE	Antenna coupler material PEEK	N60 (cool module version)
Max. measuring range	30M / 55M / 70M / 80M		
Tx/Rx frequency	Tx/Rx frequency 24.05.2 to 26.60GHz Dynamic FM Sweep Bandwidth 2GHz (The adjustment FM range can be customized according to the ISM requirements of the customer's region)		
Near blind spot	< 150mm from the antenna horn down edges		
Meas. Principle	FMCW Radar System		
Horn Antenna Diameter	Φ46mm / Φ76mm/ Φ96mm/ Φ118mm		
Antenna beam / Gain	Beam angle 6°... 16° / Gain 20 ... 28 dB		
Meas. Resolution	0.1mm		
Meas. Accuracy	±2 mm (<30m range)		
Ambient temperature	-40 ... +85 °C		-60 ... +105 °C
Process temp. scope	-40°C ... up to +200°C -40°C ... +350°C (with Belt Cooling Neck)	-60°C ... up to +300°C -60°C ... +450°C (with Belt Cooling Neck)	
Process pressure	-0.6 ~ +3.5 MPa	-1.0 ~ +5.0 MPa	
Process connection	Thread from G1½; 1½ NPT; flanges from DN50		
Signal output	4-20 mA/HART7 2-wire, 4-20 mA/HART7 4-wire, Profibus PA / DP, Ethernet-APL, Modbus protocol 4-wire		
Variables influencing meas. accuracy	Specifications for the digital measured value Temperature drift - Digital output: ±0.2mm/10K, max. 5 mm Additional deviation through electromagnetic interference acc. to EN-61326: < ±10 mm Specifications apply also to the current output Temperature drift - Current output: < 0.03%/10K; < 0.01%/10K or 0.15 % Max (for N60) Deviation in the current output due to digital/analogue conversion Non-Ex and Ex-ia version: < ±1µA; Ex-d-ia version: < ±1µA Additional deviation through electromagnetic interference acc. to EN-61326: < ±150µA		
Indication/Adjustment (LOI)	4. 160x80 LCD FSTN RGB backlight monitor adapter with keyboard module, operation Temp. -20°C ... 70°C. or 128x64 OLED monitor adapter with keyboard module, operation Temp. -55°C ... 80°C. (option) or 230x240 LCD TFT colors monitor adapter with keyboard module, operation Temp. -20°C ... 70°C. (option only for 4-wrie system) 5. (APP) Radar MobileManager via BT wireless connection 6. (PC software) Radar PCManager /or Via a PC with PACTware/DTM (an interface converter AiW-305 USB CONNECT is required)		
Power supply	16V ~ 40 VDC / Load resistor > 600Ω		
Wireless communication	Bluetooth 5.0 (Bluetooth 4.0 LE compatible), communication range 40m, in rainy day 20m		
Approvals	CLeX/CNEx: Ex ia IIC T6 Ga IP68; Ex d IIC T6 Gb IP68 // SIL2 (No. 6G230714.CSETW61)		
Housing	Single chamber / Double chamber, Aluminum / Stainless steel / Plastic PBT, IP66 / IP67 / IP68		

SERVICE CONTACT: 86-13799977915, 86-18965063391(TECHNICAL SUPPORT), 86-18106067295(AFTER SALE SERVICE)
 ALTHOUGH WE HAVE RECONCILED THE CONTENTS OF THE MANUAL WITH DESCRIPTION OF INSTRUMENT, THERE MAY STILL BE CHANGES WE CANNOT ENSURE THAT IT IS FULLY CONSISTENT. THE CONTENT WILL BE CHECKED AND CORRECTED IN AN ORDERLY, AND THE ERRATA WILL BE IN SUBSEQUENT RELEASES. WE WELCOME USERS TO MAKE VARIOUS SUGGESTIONS FOR IMPROVEMENT. [TECHNICAL DATA SUBJECT TO CHANGE]

Dimensions

The following dimensional drawings represent only an extract of all possible versions. Detailed dimensional drawings can be downloaded at <https://www.chinasimba.com/downloads.html> "Drawings".



Note:
 Cable Entry: (option) 1/2 inch NPT(F) along with SS double compression gland.

Antenna coupler : PTFE / PEEK

ANL-9107N5 Horn $\Phi 120\text{mm}$ / PTFE/PEEK / DN125 / Double Chamber

SS304, Quick Connect, $\Phi 6\text{mm}$, Stem without Valve Remains Open when Uncoupled

Note:
 Cable Entry: (option) 1/2 inch NPT(F) along with SS double compression gland.

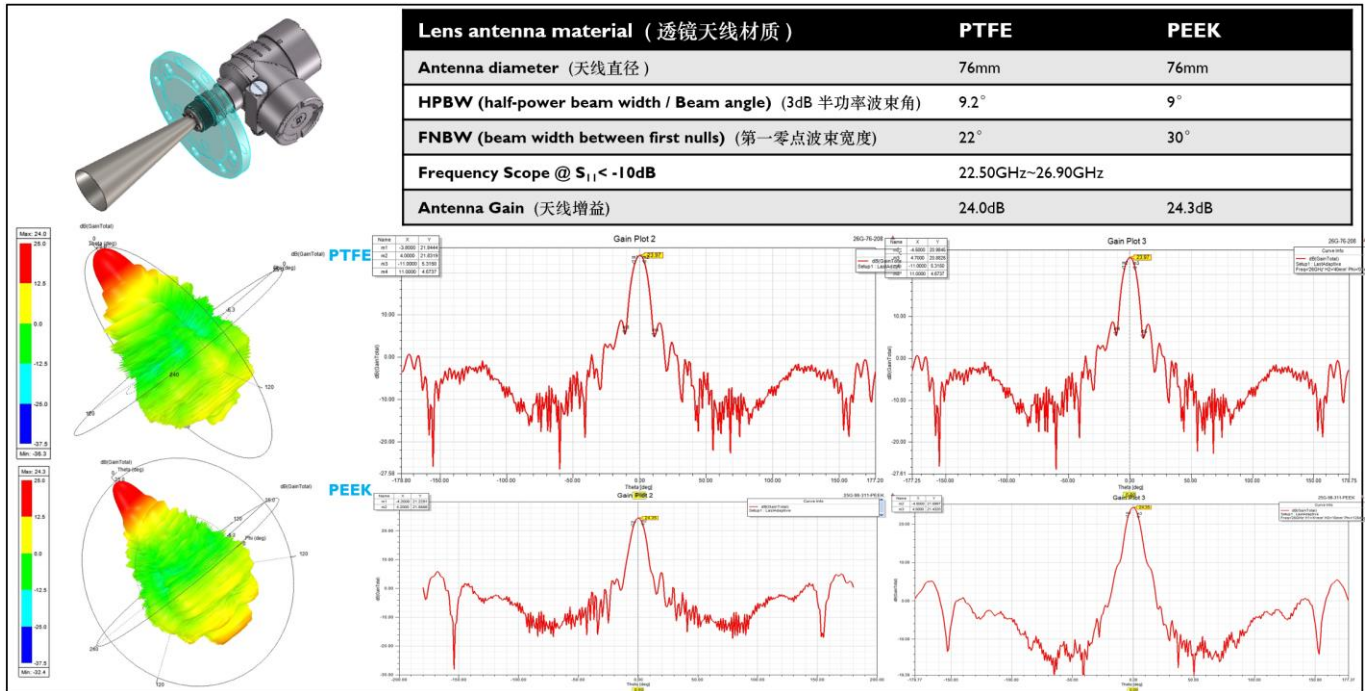
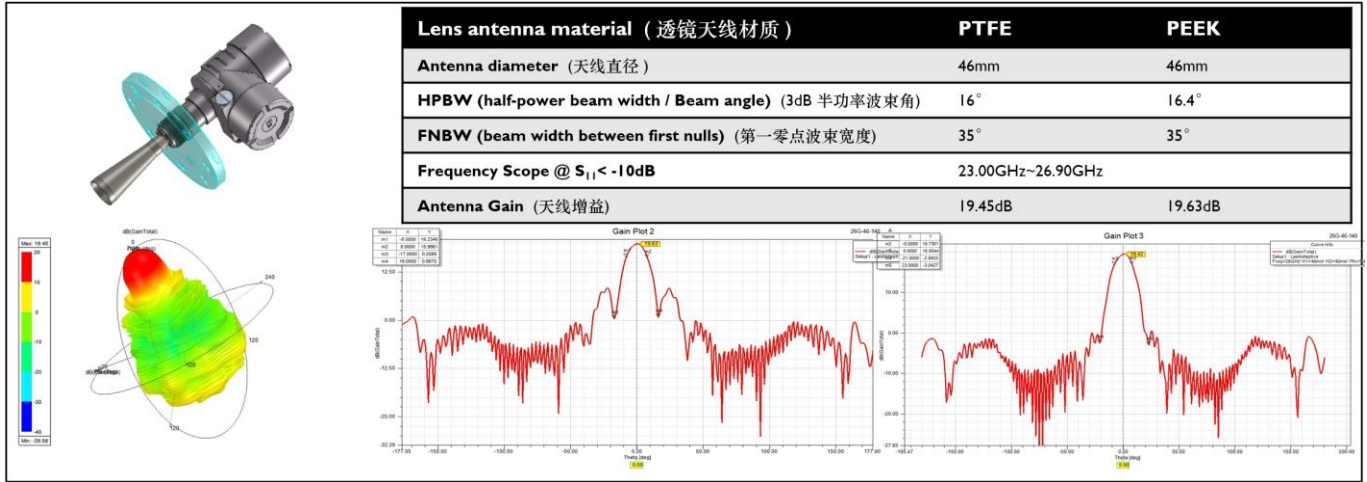
ANL-9107N4 Horn $\Phi 96\text{mm}$ / Aiming / Purging / PTFE/PEEK / DN100 / Double Chamber

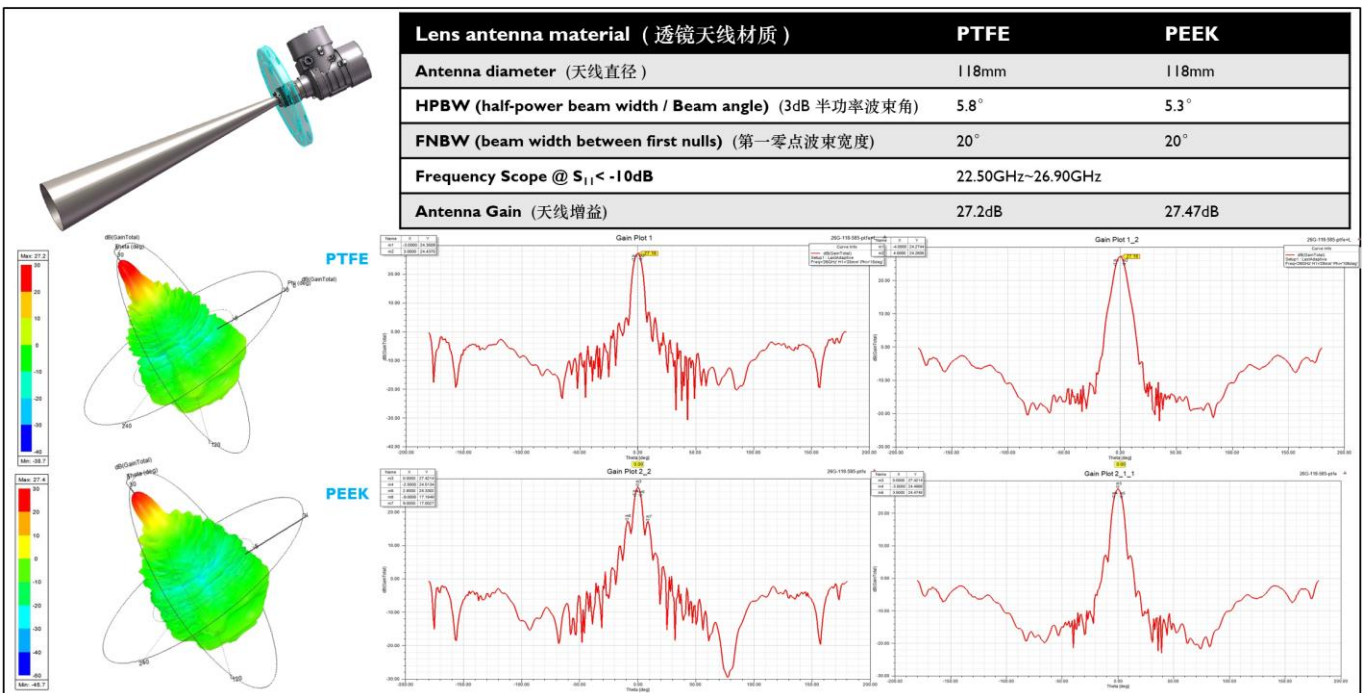
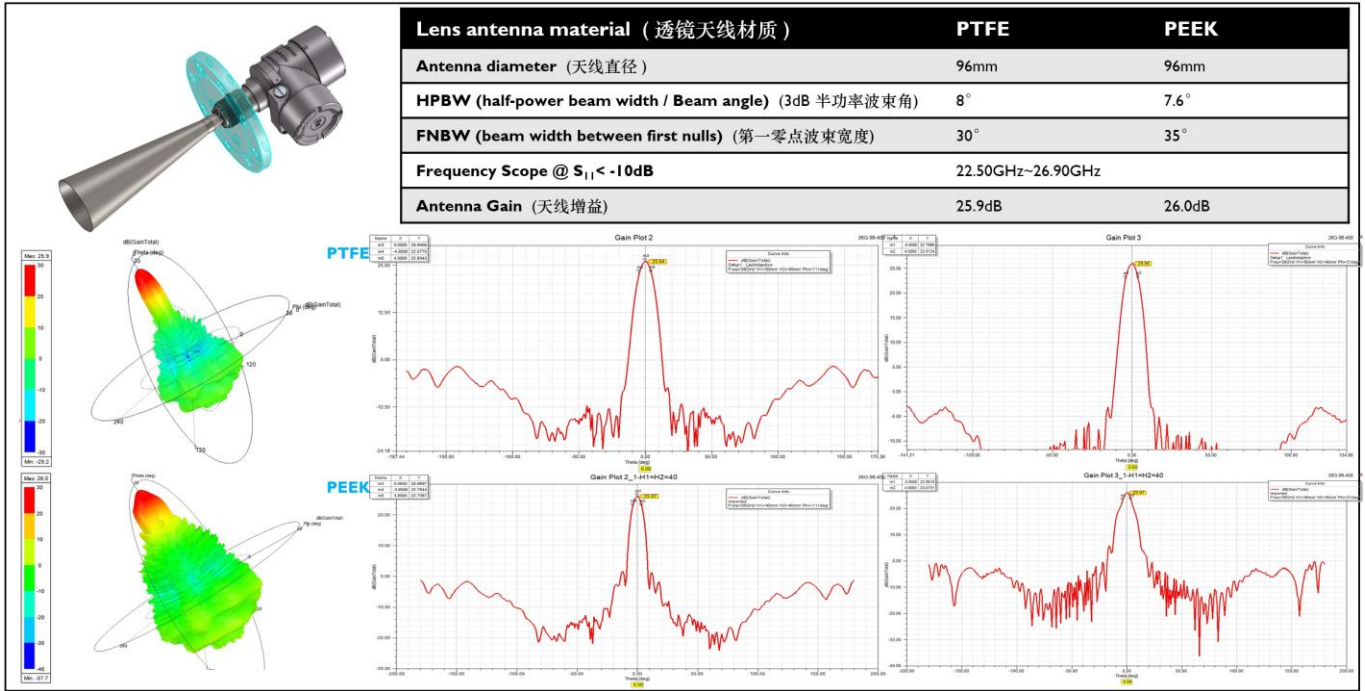
SS304, Quick Connect, $\Phi 6\text{mm}$, Stem without Valve Remains Open when Uncoupled

Antenna Coupler : PTFE / PEEK

ANL-9107N4 Horn $\Phi 96\text{mm}$ / Purging / Cooler / PTFE/PEEK / DN100 / Double Chamber

The Radar Antenna Specification of the ANL-9107N






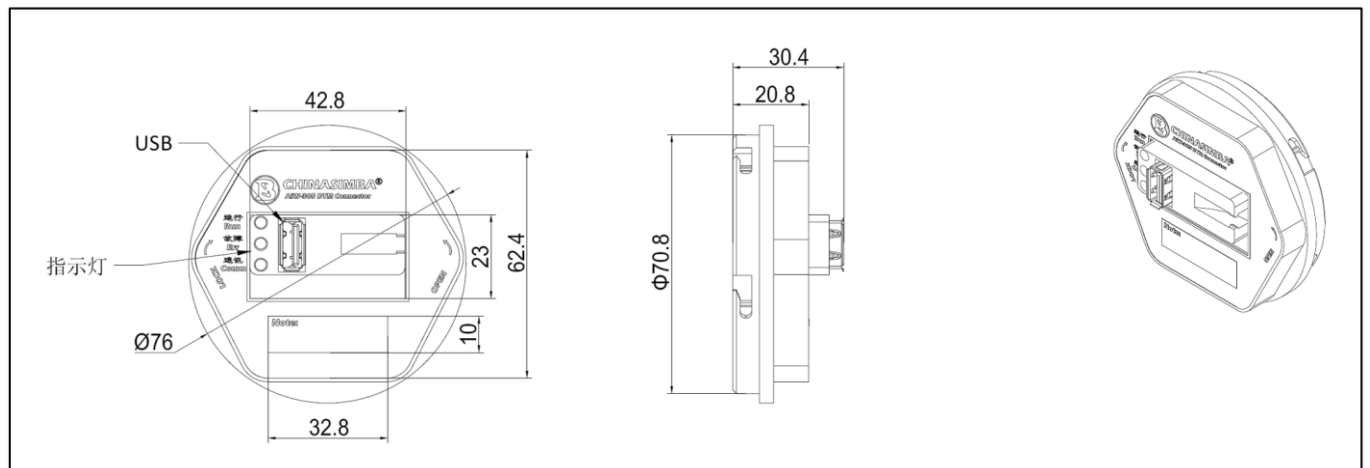
Adapters / Accessories

The Adapter: AiW-305 (Master Mode), AiW-315 (Slave Mode), which is carried out via a PC with the adjustment software PACTware and corresponding DTM.

DTM Adapter for ANL-9107

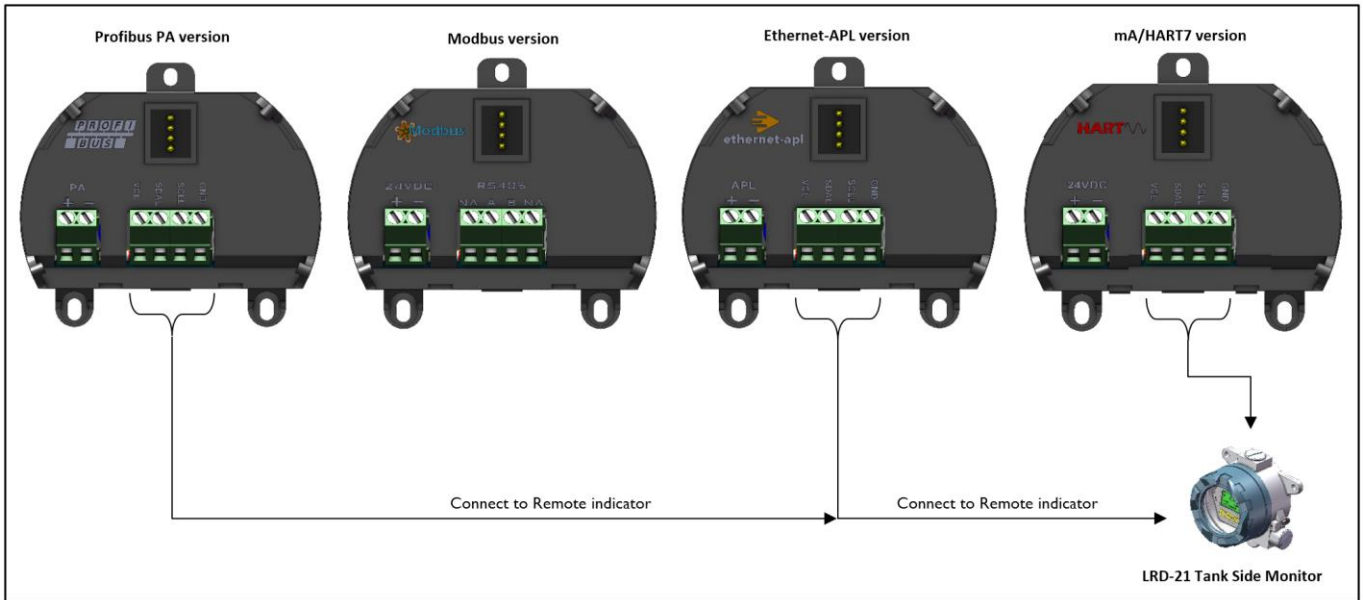


AiW-305 USB Converter Adapter



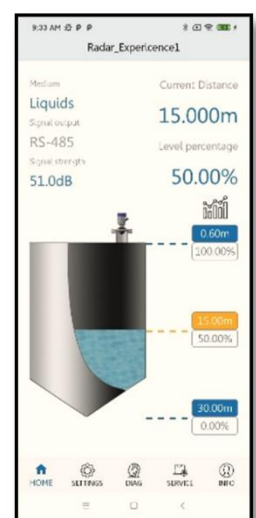
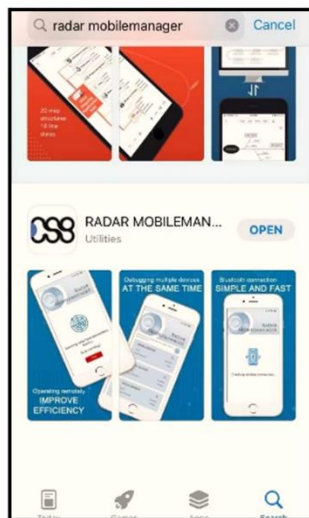
Remote programmer cum Indicator Adapters

Remote indicator connects for ANL-9107

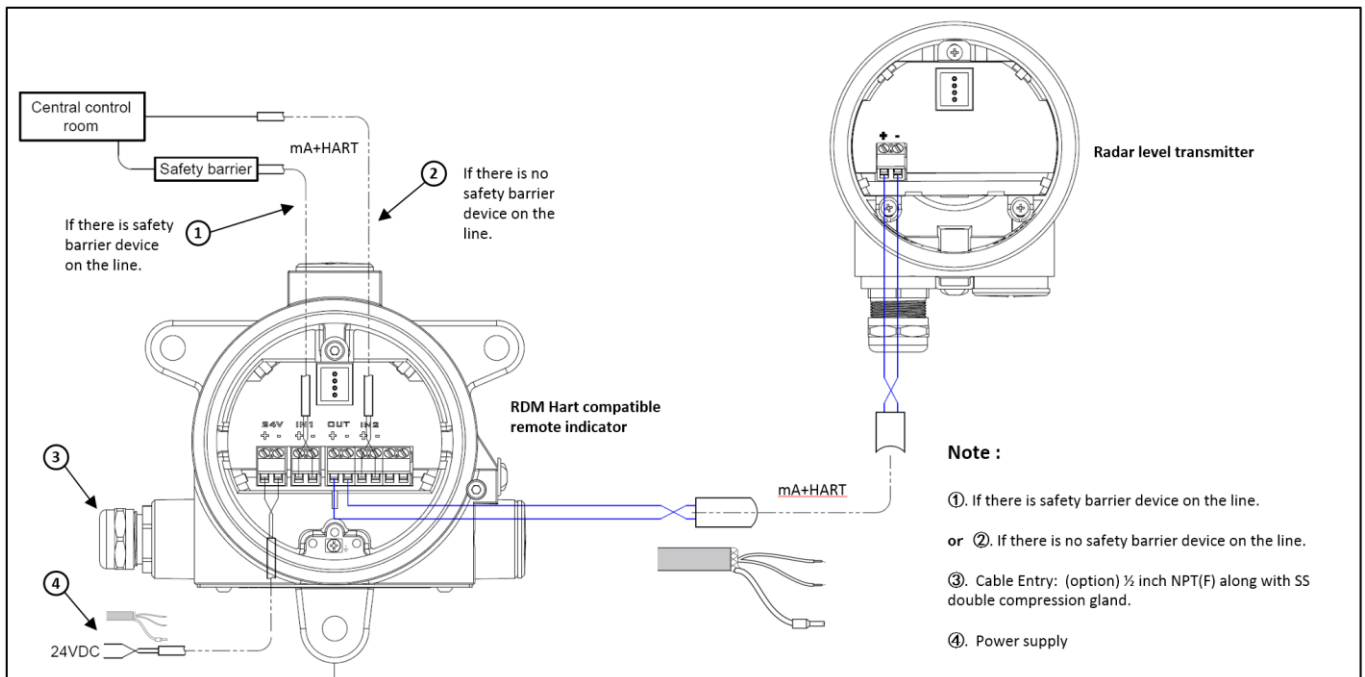
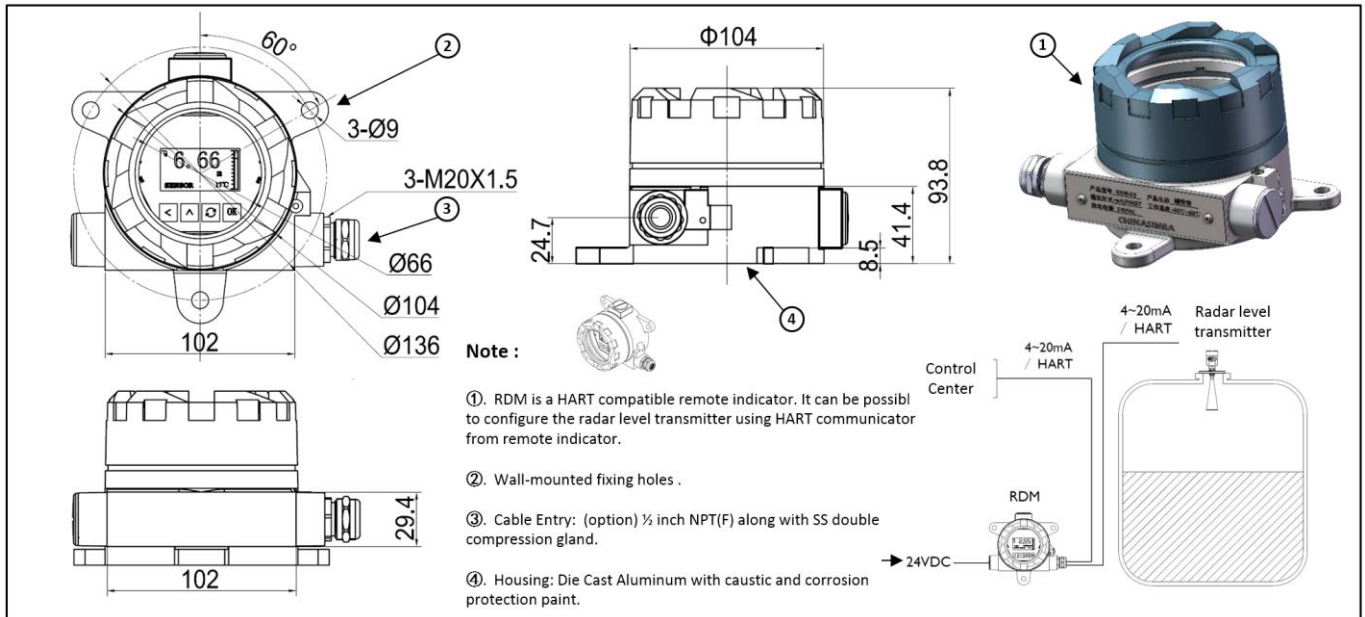


Remote indicator via Bluetooth communication

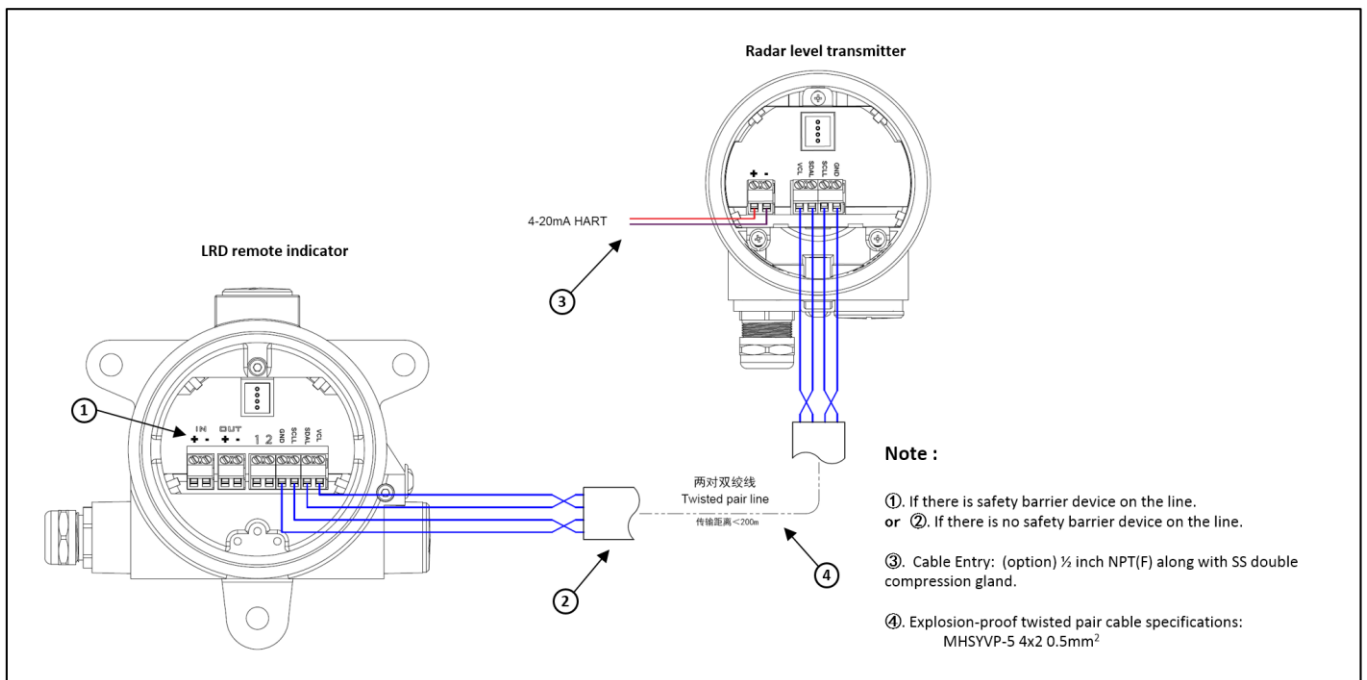
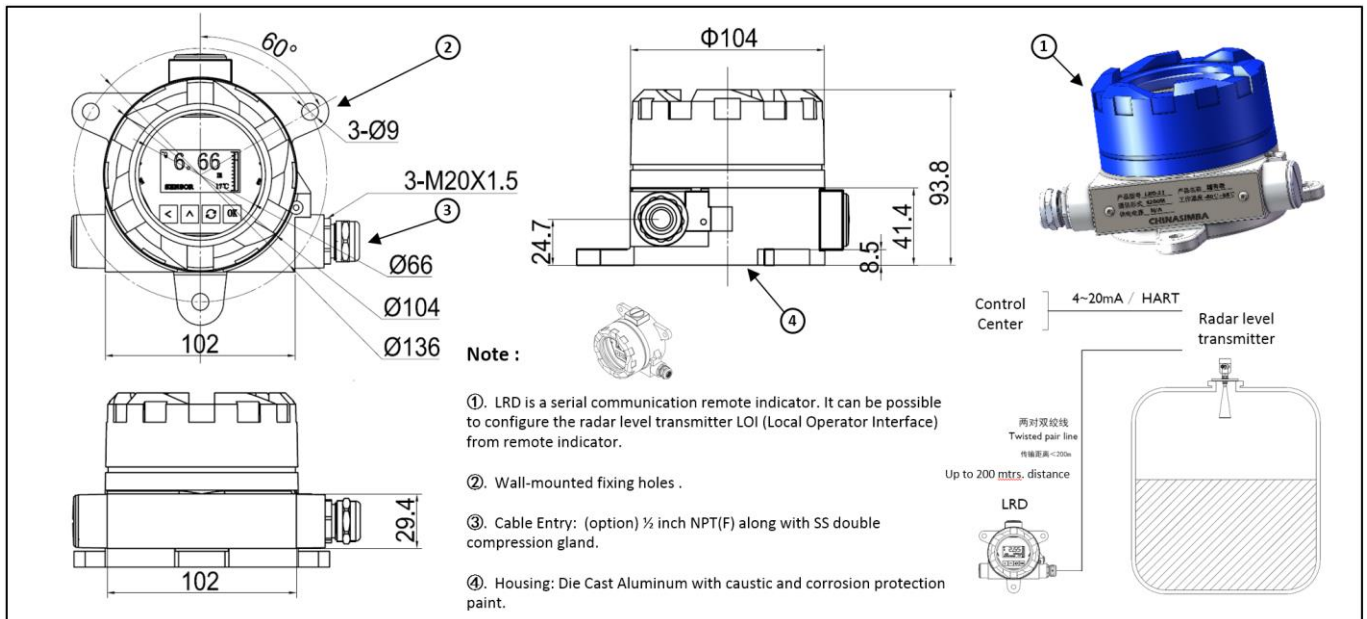
ANL-9107 radar level transmitters (with Bluetooth function) can be connected to mobile phone through Bluetooth wireless system. The mobile phone needs to install the RadarMobileManager APP. This is a free registered APP (Android and IOS etc.) software, which can be downloaded and installed directly in major APP Stores, or please contact the relevant product suppliers.



Remote indicator with HART compatible (RDM-25)



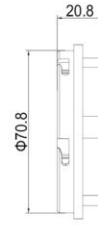
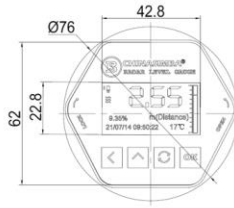
Remote indicator via Serial communication (LRD-21)



Indication/Adjustment LOI Adapter

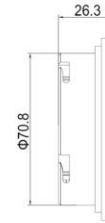
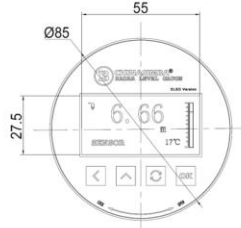
160x80 LCD RGB Backlight Monitor Adapter

Display type: FSTN
 View direction: 6 o'clock
 Operation temperature : -20°C ... 70°C



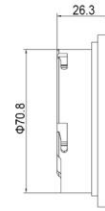
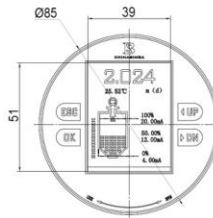
128x64 OLED graphic Monitor Adapter

Display type: OLED
 View direction: 180 o'clock
 Operation temperature : -55°C ... 80°C







320x240 LCD TFT colors Monitor Adapter

Display type: 2.4" TFT 65K/262K colors
 View direction: 6 o'clock
 Operation temperature : -20°C ... 70°C



24Ghz Electronics Units Technical data

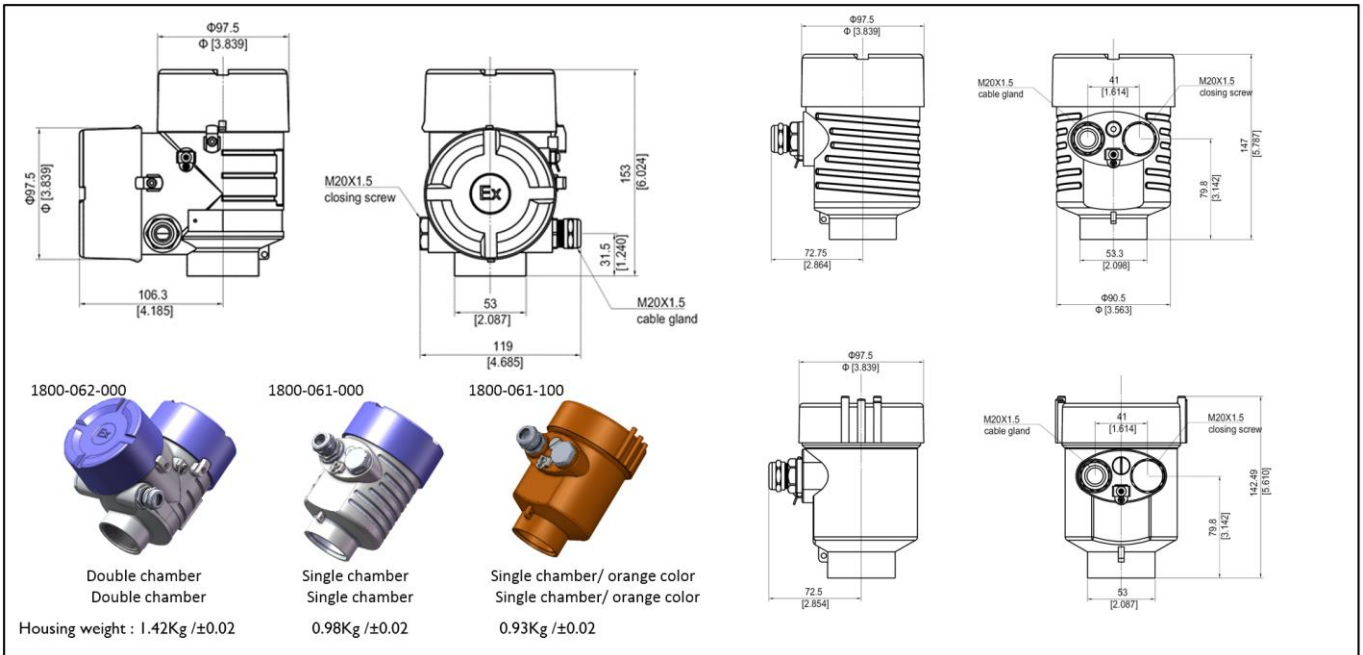
Note: The technical data in the corresponding safety instructions included in the delivery are valid for approved instruments (approved for explosion protection). These data may differ from those listed here, for example with regard to process conditions or voltage supply.

24GHz Electronics Module Schema		24GHz Radar Electronics Module Specification Datasheets			
M9107					
Version: DV0506	Module Model:	S0/S1/S2	PA S0/S1/S2	N60 S0/S1/S2	24GHz Electronic modules 4 Wired HART/ModBus/APL 4W S0/S1/S2
1. Materials and weights					
Materials, wetted parts					
Antenna, process fitting	24GHz RF Coaxial Interface (Bandwidth 22.5 ~ 26.5 GHz)				
Process seala					
For the process conditions, please also note the specifications on the nameplate. The lowest value (amount) always applies.					
Flange nozzle length					
Process installation					
Process temperature					
Process pressure					
Materials, non-wetted parts					
PCBA Housing (inner shell)	Nylon PA6 (Polyamide), Fiberglass				
PCBA Housing operating temperature	inner shell operating temperature: -65 ~ 120 °C; Vicat softening point: 110°C for conventional inner tank shell for regular module, 210°C for low temperature inner shell for N60 module				
PCBA Housing seals	Dielectric Silicone Gel potting, gel insulation resistance >100MΩ, thermal conductivity according to T6 standard, gel potting density/viscosity: 0.97g/cm3 / 800cPs				
Cable gland	Regular specifications: M20*1.5 metal cable gland, threading cable diameter range: 9 ~ 12mm				
Blind plug, cable gland					
Inspection window for the indication	Display module ejector pin: Material C3604 brass / Elastic force: 80gF / Lifespan: >50000 times, maximum current>1A, contact resistance<0.03R				
Weight					
Product weight	< 0.3 kg (including weight of potting seal)				
Contains package weight					
2. Torques					
Max. torque mounting boss					
Max. torque for NPT cable glands and Conduit tubes					
3. Input variable					
Measured variable	The measured value is the distance between the flange side of the sensor and the surface of the medium. The flange face is also the reference plane for measurement.				
Max.measuring range (Depending on M9107 Module model)	10/30/35/40/55/70M				
Minimum measuring distance	Depending on the operating conditions and Antenna type				
mode 1, 2, 4					
mode 3					
4. Switch-on phase					
Run-up time for U _B = 16 V DC, 18 V DC, 24 V DC	< 45 s		< 6 s		
Starting current for run-up time	≤ 3.6 mA		≤ 15mA		
Power consumption		The peak current duration at power-on instantaneous ≤ 5uS, and the current stabilization time is ≤50uS			
@ ≤ 3.6 mA	<45mW@12VDC; <65mW@18VDC; <90mW@24VDC (2 Wired)				
@ 4mA	<50mW@12VDC; <75mW@18VDC; <100mW@24VDC (2 Wired)				
@ 20mA	<245mW@12VDC; <370mW@18VDC; <485mW@24VDC (2 Wired)				
5. Output variable					
Output signal	4 ... 20 mA/HART		4 ... 20 mA/HART		
Range of the output signal	3.6 ... 20.5 mA/HART (factory setup)				
Analog Signal resolution	0.3 µA				
Resolution, digital	0.5 mm				
Fault signal, current output (adjustable)	≤ 3.6 mA, ≥ 21 mA , The latest applicable measurements				
Max. output current	23.5mA				
Starting current	≤ 3.6 mA ; ≤ 4 mA @After power turn-on 18s				
Load	~600 Ohm @ 24V DC (670 Ohm @ 24V DC Option) Load resistor min-max parameters for Hart 4-wired connection: 100 ... 750 Ohm				
Damping (63 % of the input variable), adjustable	0 ... 999 s				
HART output values					
PV (Primary Value)	Linear percentage value				
SV (Secondary Value)	Distance / Level / Space				
TV (Third Value)	Measurement reliability				
QV (Fourth Value)	Electronic module temperature				
Fulfilled HART specification	HART V7.0 (programmable via PACTware/DTM)				
Further information on Manufacturer ID, Device ID, Device Revision	See the FieldComm Group of Companies' webpage				
Other optional output protocols (be arbitrarily selected)					
MODBUS (RS485)	Modbus RTU				
Profibus PA (Process Automation)	V3.02 Process automation data transfer enables sensors and actuators to be connected to a single bus				
Profibus DP (Decentralized Periphery)	High-speed data communication is provided for device-level control systems and distributed I/O front-end sensors				
Ethernet APL	HART-IP, Permitted segment class: Spur/Trunk				
SDI-12	V1.3 is applied in multi-parameter measurement and control in industry and agriculture, river and lake hydrology and meteorology and other global environment monitoring, aquaculture and food industries, and can transmit data far away				
IO-Link	IEC 61131-9				
6. Deviation (according to DIN EN 60770-1)					
Reference conditions according to DIN EN 61298-1					
Temperature	+18 ... +30 °C (+64 ... +86 °F)				
Relative humidity	45 ... 75 %				
Air pressure	860 ... 1060 mbar/86 ... 106 kPa (12.5 ... 15.4 psig)				
Installation reference conditions					
Distance to installations	> 100 mm @Antenna edge (with 98mm aperture horn antenna condition)				
Reflector	Flat plate reflector				
False reflections	Biggest false signal, 20 dB smaller than the useful signal				
Deviation with liquids					
Measuring distance > 0.30 m	≤ 2 mm				
Measuring distance ≤ 0.30 m	≤ 10 mm				
Non-repeatability (already included in the meas. deviation)	≤ 1 mm				
Deviation with bulk solids	The values depend to a great extent on the application. Binding specifications are thus not possible.				

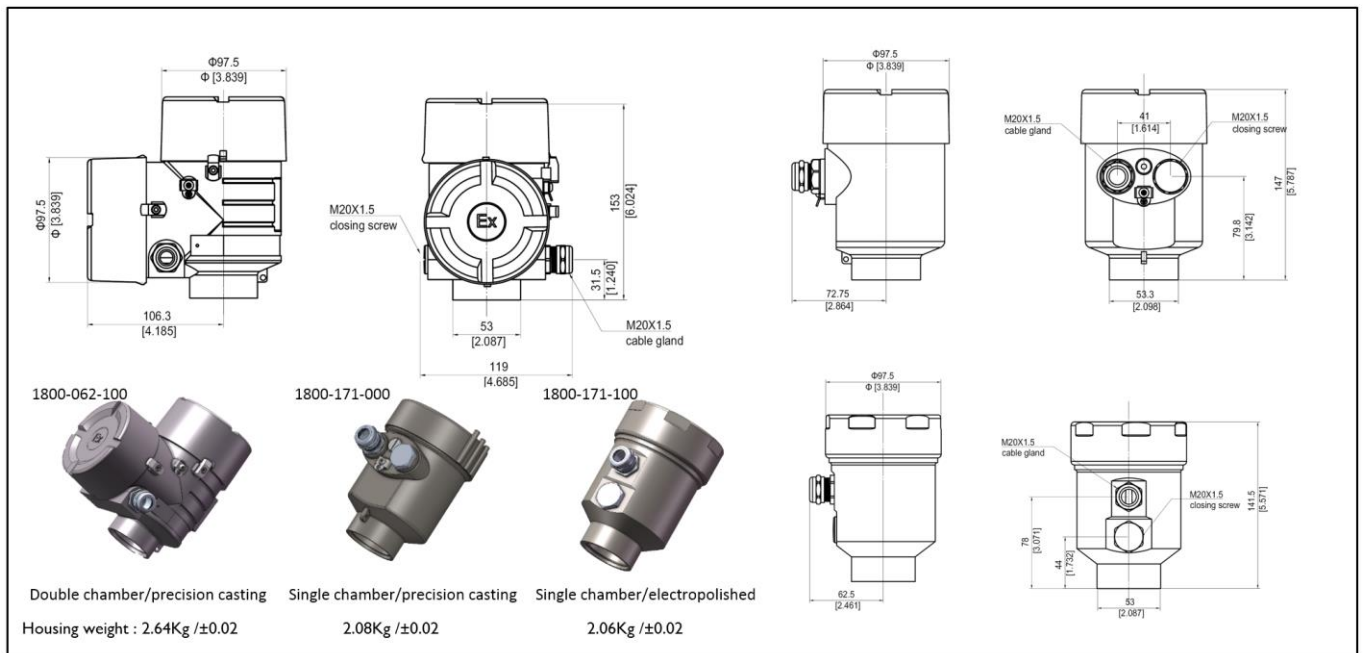
7. Variables influencing measurement accuracy		
Specifications apply to the digital measured value	* Additional error of the digital output from a change in ambient temperature by 10°C from the normal 20°C	
Temperature drift - Digital value	< 0.2 mm/10K, Max. 5 mm	
Specifications apply also to the current output	* Additional error of the analog output 4/20 mA from a change in ambient temperature by 10°C from the normal 20°C	
Temperature drift - Current output	< 0.03%/10K or 0.3% Max., for the 16.7 mA range (regular); < 0.01%/10K or 0.15% Max., for the 16.7 mA range(for N60)	
Deviation in the current output due to digital/analog conversion	1µA (Additional error of converting a digital signal into an analogue 4/20 mA with a two-wire power supply connection)	
Additional deviation through electromagnetic interference		
According to NAMUR NE 21	< 80 µA	
According to EN 61326-1		
According to IACS E10 /IEC 60945	< 250 µA	
8. Characteristics and performance data		
Measuring frequency	24GHz FM technology (ISM compliant)	
Measuring cycle time @With operating voltage U ₀ ≥ 24 VDC	≤ 1000ms (Depends on the energy supply)	
Step response time @Time span after a sudden distance change from 1 m to 5 m until the output signal reaches 90 % of the final value for the first time (IEC 61298-2). Valid with operating voltage U ₀ ≥ 24 V DC.	≤ 5 s	≤ 800ms
Beam angle @Outside the specified beam angle, the energy level of the radar signal is 50% (-3 dB) less.	6° ~ 20° Depends on the configured antenna type	
Dielectric constant	> 1.6	
9. Ambient conditions		
Ambient temperature device	-40 ... 85 °C (Regular version module) -60 ... 105 °C (low cold version module N60)	
Ambient temperature display	-65 ... 120 °C	
Storage and transport temperature	-55 ... 85 °C	
10. Mechanical environmental conditions		
Vibrations (oscillations)	Class 4M8 acc. to IEC 60271-3-4 (5 g at 4 ... 200 Hz)	
Impacts (mechanical shock)	Class 6M4 acc. to IEC 60271-3-6 (50 g, 2.3 ms)	
Impact resistance	IK07 acc. to IEC 62262	
11. Electromechanical data		
Cable entry		
• Options	M20 x 1.5; ½ NPT	
• Cable gland	M20 x 1.5 (cable diameter 9 ... 12 mm)	
• Closing cap	½ NPT	
Wire cross-section (spring-loaded terminals)		
• Stranded wire	0.2 mm ² (AWG 24) ... 2.5 mm ² (AWG 14) with a minimum insulation thickness of 0.5 mm or more	
12. Bluetooth interface		
Bluetooth standard	V5.0 /or V4.2	
Frequency	2.402 ... 2.480 GHz	
Max. emitted power	+2.2 dBm	
Max. number of participants	1	
Effective range typ.(Depending on the local conditions)	25 m (82 ft)	
13. Indication		
Measured value and menu display		
• Optional HMI (LOI)	160x80 LCD FSTN RGB backlight monitor adapter with keyboard module, operation Temp. -20°C ... 70°C. or 128x64 OLED monitor adapter with keyboard module, operation Temp. -55°C ... 80°C. (option) or 230x240 LCD TFT colors monitor adapter with keyboard module, operation Temp. -20°C ... 70°C. (option only for 4-wire system)	
• Max. indicating range	-99999 ... 99999	
14. Adjustment		
Optional HMI	4 buttons for operating menus	
Tank side meter	LRD type tank side meter (serial digital communication), RDM type tank side meter (HART protocol communication)	
Field DTM communicator	AIW-305 (Master Mode), AIW-315 (Slave Mode) The adjustment of the instrument is carried out via the optional display and adjustment module or via a PC with the adjustment software PACTware and corresponding DTM.	
PC/Notebook	CHINASIMBA® PC Manager software	
Mobile terminal equipment	CHINASIMBA® Radar Mobile Manager software	
15. Voltage supply		
Operating voltage U₀		
• at 4 mA	12 ... 40 V DC	9 ... 40 V DC
• at 20 mA	9 ... 40 V DC	9 ... 40 V DC
Operating voltage scope U ₀ - with illuminated LCD display and adjustment module	16 ... 40 V DC	9 ... 40 V DC
Reverse voltage protection	Built in	
16. Overvoltage protection		
Dielectric strength against metallic mounting parts	>10KV	
Overvoltage resistance (test impulse voltages 1.2KV/50 µs at 42 Ω)	> 1KV	
Insulation resistance	∞	
Dielectric strength	≤ 5mA @500VDC	
Power frequency magnetic field immunity	100A/m @X,Y	
Electrostatic discharge immunity	> 4KV	
Radiated immunity to radio frequency electromagnetic fields	10V/m @80MHz ~ 1000MHz	
Electrical fast transient burst immunity	> 2KV	
Additional overvoltage arrester	Due to the floating structure of the electronics and comprehensive insulation measures generally not necessary	
17. Electrical protective measures		
Protection rating	IP66/IP67/IP68 according to IEC 605294X and UL 50	
Altitude above sea level	5000 m (16404 ft)	
Protection class	III	
Pollution degree	4	

Available enclosures: Housing Drawing

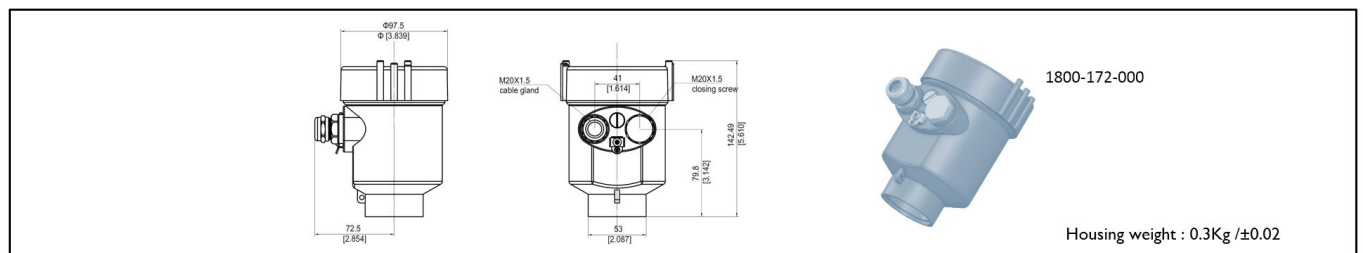
Aluminum housing



Stainless steel housing



Plastic housing





For more information contact your regional sales representative.

overseas@chinasimba.com

<https://www.chinasimba.com/downloads.html>

CHINASIMBA
ANLYSUN

NOTE: For this Doc., Chinasimba Electronic Co., Ltd is continue to improve and upgrade its products and services, thus, the file information will be covered by changing, without prior notice, nor as promised Chinasimba Electronic Co., Ltd. In addition, the product user manual already includes safe use of warnings. Therefore, if there is any misuse or cause of any event, Chinasimba Electronics Co., Ltd will not take any responsibility.

Chinasimba Electronic Co., Ltd. hereby guarantees that its products are not defective in materials and workmanship and are in complete conformity with the above disclaimer.